



**HAL**  
open science

## Mineral aerogels for energy applications

Arnaud Rigacci, Christian Beauger

► **To cite this version:**

Arnaud Rigacci, Christian Beauger. Mineral aerogels for energy applications . International Seminar on Aerogels, International Society for Advancement of Supercritical Fluids (ISASF), Dec 2012, Nancy, France. pp.111-113 - ISBN 978-2-905267-86-3. hal-01503482

**HAL Id: hal-01503482**

**<https://minesparis-psl.hal.science/hal-01503482>**

Submitted on 14 Apr 2017

**HAL** is a multi-disciplinary open access archive for the deposit and dissemination of scientific research documents, whether they are published or not. The documents may come from teaching and research institutions in France or abroad, or from public or private research centers.

L'archive ouverte pluridisciplinaire **HAL**, est destinée au dépôt et à la diffusion de documents scientifiques de niveau recherche, publiés ou non, émanant des établissements d'enseignement et de recherche français ou étrangers, des laboratoires publics ou privés.

# MINERAL AEROGELS FOR ENERGY APPLICATIONS

Arnaud Rigacci\*, Christian Beauger


Center for Energy and Processes (CEP), Mines ParisTech

BP 207, 06 904 Sophia Antipolis Cedex, France

arnaud.rigacci@mines-paristech.fr

## Abstract

Silica aerogels have been studied for long regarding applications for thermal superinsulation. Nowadays, some products are developed at industrial levels. However, some improvements are still to be achieved. Within this frame, first of all, we present in this paper some of the brand new advances in this sector based on literature examples (organic/inorganic hybrids and composites, nanodispersions, coatings, ...). To illustrate our contribution to this sphere, we also detail some of our most illustrative realizations on superinsulating monolithic, granular and blanket-types materials, paying a particular attention to the famous “spring-back” effect based on silylation of the silica pore walls (Figure 1) [1].



**Figure 1. View of a superinsulating silica aerogel sample (top) and the schematic representation of the trimethylsilyl functionalization of silica used for hydrophobization**

Regarding the energy sphere, silica aerogels are not the only ones intensively studied. To illustrate this point we present our works in emerging domains like watersplitting (or “how to produce hydrogen from water and sun without electricity inputs”). For this purpose, we have developed some platinised  $\text{TiO}_2$  aerogels showing very promising efficiency compared to the standard commercial reference [2] (Figures 2 and 3).




Figure 2 : view of representative wet  $\text{TiO}_2$ -based gels before drying (left) and their TEM micrograph after supercritical  $\text{CO}_2$  drying and calcinations at 500 °C (right)

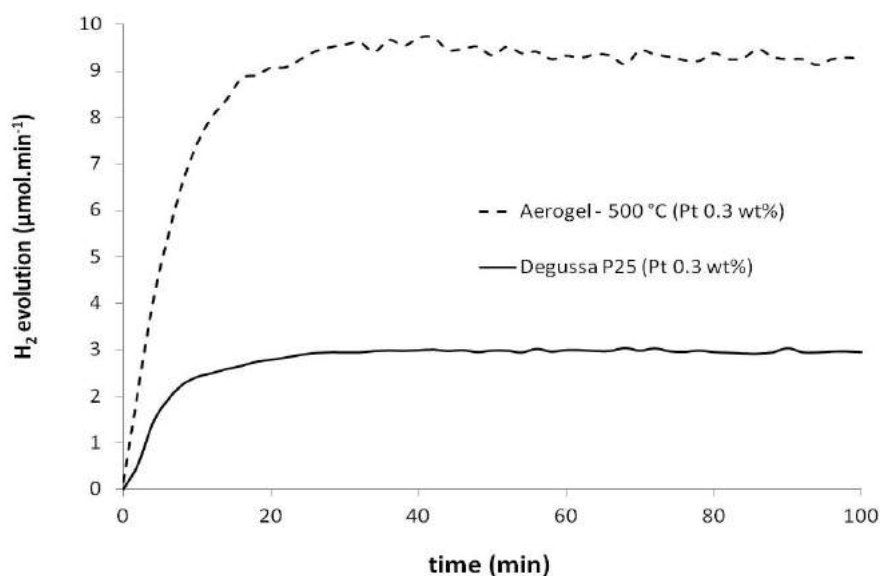

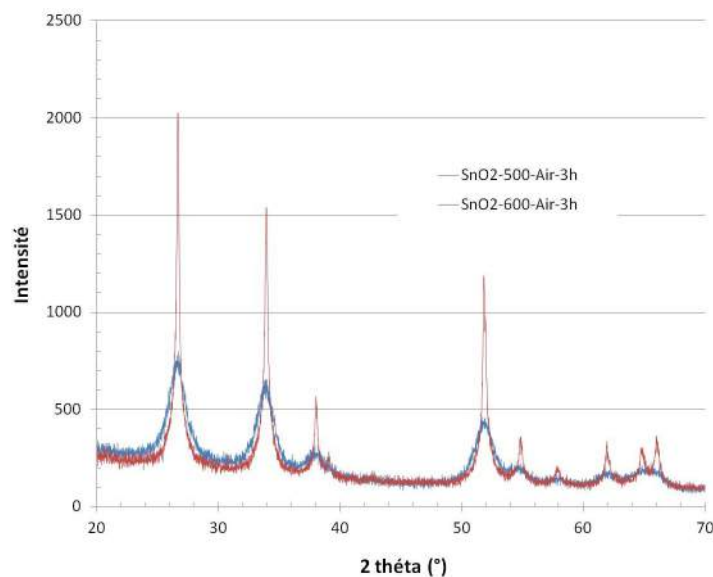


Figure 3 :  $\text{H}_2$  evolution on  $\text{TiO}_2$  Pt loaded samples: aerogel calcined at 500 °C and P25 - 150 W metal halide lamp, 0.9 l water + 0.1 l MeOH, 0.7 g samples, 0.3 wt% Pt/ $\text{TiO}_2$ , room temperature - Strasbourg, France.

Finally, we complete the picture with our native studies on tin dioxide ( $\text{SnO}_2$ ) aerogels for Proton Exchange Membrane Fuel Cells (PEM-FC) electrodes. These brand new materials appear very exciting to try to replace more classical but highly corrodible carbonaceous materials classically used in this kind of systems. The first step consisted in preparing nanostructured  $\text{SnO}_2$  aerogels starting from home made tin alkoxide (Figures 4 and 5). Doping has then been performed with vanadium or niobium to make the materials electronic conductive. These first results will thus soon be enriched with conductivity measurements.



**Figure 4 :** view of a representative SnO<sub>2</sub> aerogel (left) and its SEM micrograph showing mean particle size of about 10 nm (right).



**Figure 5 :** XRD spectra of SnO<sub>2</sub> aerogels calcined at 500 and 600 °C under flowing air during 3 h.

**Acknowledgements :** The authors greatly acknowledge Nicolas Keller and Valérie Keller-Spitzer for water splitting measurements and ADEME and Carnot M.I.N.E.S as well as the NANOMINES Group for financial supports and fruitful discussions, respectively.

#### REFERENCES

1. A. BISSON, A. RIGACCI, D. LECOMTE, P. ACHARD, “Effective thermal conductivity of divided silica xerogel beds”, *Journal of Non-Crystalline Solids*, 350, 379-384 (2004)
2. D. D’ELIA, C. BEAUGER, J.F. HOCHÉPIED, A. RIGACCI, M.H. BERGER, N. KELLER, V. KELLER-SPITZER, Y. SUZUKI, J.C. VALMALETTE, M. BENABDESSELAM, P. ACHARD, “Impact of three different TiO<sub>2</sub> morphologies on hydrogen evolution by water-splitting: nanoparticles, nanotubes and aerogels”, *International Journal of Hydrogen Energy*, 36 14360-14373 (2011)