

CENTRE DE MORPHOLOGIE MATHÉMATIQUE
35, rue Saint-Honoré, 77305 FONTAINEBLEAU (FRANCE)

**RANDOM TESSELATIONS AND BOOLEAN
RANDOM FUNCTIONS**

D. Jeulin

N-03/12/MM

September 2012



Random tessellations and Boolean random functions

Dominique Jeulin
Centre de Morphologie Mathématique

September 14, 2012

Abstract

Generalizations of various random tessellation models generated by Poisson point processes are proposed. They are interpreted as characteristics of Boolean random functions models, which provide a generic way of simulation of general random tessellations.

1 Introduction

Some models of random tessellations in the Euclidean space R^n are defined from distances to the points x_k of a point process, usually the Poisson point process \mathcal{P} : the Voronoi tessellation is defined from the zones of influence of points x_k . Its generalizations like the Johnson-Mehl and the Laguerre tessellations use a time sequence of points, and a sequence of ponderations allocated to each point. It turns out that these models can be re-interpreted in the framework of Boolean random functions, with appropriate primary functions. In what follows, we propose new models of random tessellations based on local metrics attached to each point of the process. They correspond to specific Boolean random function models, which can be used for their simulation. The new models show a wide flexibility, generating tessellations with non planar boundaries.

2 L_p Voronoi tessellations

2.1 Standard Voronoï tessellation [3, 9, 10]

Definition 1 *The Poisson Voronoï tessellation in the Euclidean space R^n is defined from zones of influence of Poisson points. The class C_k of the tessellation containing point x_k is defined by*

$$C_k = \{x \in R^n, d(x, x_k) < d(x, x_l), x_k \in \mathcal{P}, x_l \in \mathcal{P}, l \neq k\} \quad (1)$$

It is easy to show that every cell of the tessellation is delimited by planar faces (planes in R^3 and segments in R^2) orthogonal to segments connecting neighbour points of \mathcal{P} . Indeed, using the euclidean distance with

$$d^2(x, x_k) = \sum_{i=1}^{i=n} (x_i - x_{ki})^2$$

x_i being the coordinates of point x in R^n , the boundary separating cells C_k and C_l is obtained by means of

$$d^2(x, x_k) = d^2(x, x_l), \quad (2)$$

generating a linear equation with respects to coordinates x_i , which provides the equation of an hyperplane.

The physical interpretation of this model is the isotropic growth from random germs. Two-phase models of materials were generated from 3D Voronoi tessellations in [2].

2.2 Anisotropic Voronoï tessellation

A first change of the model is obtained by a non isotropic growth of germs. This can be made by using a euclidean metric with positive eigenvalues λ_i and with orthogonal eigen vectors obtained by a rotation of the basis of vectors e_i . In that case, the euclidean metric is represented by a symmetric positive definite matrix $M(n, n)$. Noting X and X_k the vectors with coordinates x_i and x_{ki} , we get $d^2(x, x_k) = (X^t - X_k^t)M(X - X_k)$, noting X^t the transpose of vector X . Changing the euclidean metric is equivalent to performing affine transformations in the directions of the eigen vectors, with ratios λ_i . Therefore, the resulting Voronoï tessellation is obtained by performing the corresponding affine transformations to the standard Voronoï tessellation, resulting in an anisotropic model, as considered in [8].

2.3 Use of the L_p metric

Replacing the euclidean metric by the L_p metric produces new models of tessellations. We have for the L_p metric with the integer p

$$d^p(x, x_k) = \sum_{i=1}^{i=n} |x_i - x_{ki}|^p \quad (3)$$

The separation between cells becomes

$$d^p(x, x_k) = d^p(x, x_l)$$

When $p > 1$, this expression gives polynomials with degree $p-1$ with respect to coordinates. For $p = \{1, 2\}$ the separations are planar. For $p = 3$, we get

portions of quadrics. Increasing the value of p gives higher order polynomial surfaces. However the obtained tessellations are not isotropic, since the balls defined by $\sum_{i=1}^{i=n} |x_i|^p = r^p$ are not isotropic, except for $p = 2$, giving spheres. For $p = 1$, the balls are hypercubes with edges orthogonal to directions given by $(\pm 1, \pm 1, \dots, \pm 1)$. When $p \rightarrow \infty$ we get the L_∞ metric, for which balls are hypercubes with edges parallel to the coordinates system. For $p = 1$ and $p = \infty$, the separations are parallel to the faces of the corresponding hypercubes.

2.4 Tessellations defined from local metrics

To simulate locally anisotropic growth and local growth rates, it is interesting to start with a field of metrics depending on the location x . Depending on variations of the metric in space, tessellations with oriented cells following a field of orientations will be produced. This approach is followed by [4] in the context of meshing, using local euclidean metrics, but no probabilistic properties is given.

2.4.1 Tessellations defined with a local euclidean metric

We will now attach to every Poisson point x_k the euclidean metric defined by the matrix M_k . In general the matrices corresponding to different germs will be correlated.

The definition of the tessellation (1) becomes:

Definition 2 *The local Poisson Voronoï tessellation in the Euclidean space R^n is defined from zones of influence of Poisson points, using the euclidean distance d_k for point x_k . The class C_k of the tessellation containing point x_k is defined by*

$$C_k = \{x \in R^n, d_k(x, x_k) < d_l(x, x_l), x_k \in \mathcal{P}, x_l \in \mathcal{P}, l \neq k\} \quad (4)$$

The separation between cells C_k and C_l is given by the equation

$$(X^t - X_k^t)M_k(X - X_k) = (X^t - X_l^t)M_l(X - X_l) \quad (5)$$

Rearranging the terms in equation 5, we get

$$X^t(M_k - M_l)X - 2X^t(M_k X_k - M_l X_l) + X_k^t M_k X_k - X_l^t M_l X_l = 0 \quad (6)$$

The separations of cells are made of portions of quadrics, and the edges are therefore portions of conics. Note that the cells C_k are not necessarily connected.

2.4.2 Tessellations defined with a local L_p metric

We will now consider attached to each germ x_k a local L_p metric defined on a basis obtained from the orthonormal basis of R^n by a rotation matrix R_k and a system of positive weights a_{ki} . In this basis, the coordinates of point x become $X' = RX$ and expression 3 becomes

$$d_k^p(x, x_k) = \sum_{i=1}^{i=n} a_{ki} |x'_i - x'_{ki}|^p \quad (7)$$

The definition of the tessellation (1) becomes:

Definition 3 *The local Poisson Voronoï tessellation in the Euclidean space R^n is defined from zones of influence of Poisson points, using the L_p metric d_k for point x_k . The class C_k of the tessellation containing point x_k is defined by*

$$C_k = \{x \in R^n, d_k^p(x, x_k) < d_l^p(x, x_l), x_k \in \mathcal{P}, x_l \in \mathcal{P}, l \neq k\} \quad (8)$$

As before, cells C_k are not necessarily connected. Their separations are made of portions of hypersurfaces of degree p , and the edges are portions of curves of degree p .

2.5 Calculation of the probability $P(K)$

2.5.1 Voronoï tessellation with a constant metric L_p

Consider a compact set K . General expressions of the probability $P(K) = P(K \subset C_k)$ can be derived for the Voronoï models defined from a Poisson point process with intensity $\theta(x)$, by generalization of the results of Gilbert [3]. We note $B(x, r)$ the ball with center x and radius r , defined from the metric L_p . We have $B(x, r) = \{y, d^p(x, y) \leq r^p\}$

Theorem 4 *Consider a Voronoï tessellation of space defined from the Poisson point process with intensity $\theta(x)$, and the metric L_p . The probability $P(K) = P(K \subset C_k)$ is given by*

$$P(K) = \int_{R^n} \theta(dy) \exp -\theta(F(K, y)) \quad (9)$$

where $\theta(F(K, y)) = \int_{R^n} \theta(dx) 1_{F(K, y)}(x)$ is the measure of $F(K, y) = \cup_{x \in K} B(x, d(x, y))$. In the stationary case, for a constant intensity θ , equation 9 becomes

$$P(K) = \theta \int_{R^n} \exp -\theta \mu_n(F(K, y)) dy$$

μ_n being the Lebesgue measure in R^n .

Proof. We have $K \subset C_k \iff \forall x \in K, \forall l \neq k, d(x, x_k) \leq d(x, x_l) \iff$ the ball with center $x \in K$ and radius $d(x, x_k)$ contains no point of the Poisson point process. Calling $F(K, y) = \cup_{x \in K} B(x, d(x, y))$ the flower of K with center y , we have $K \subset C_k \iff F(K, x_k)$ contains no point of the process, with probability $\exp -\theta(F(K, x_k))$. Equation 9 is obtained by randomization of the point x_k , $\theta(dy)$ being the probability that the element of volume dy contains a point of the process. ■

When K is a connected compact set, $P(K)$ gives the probability for K to be included in a single connected component of the cell.

2.5.2 Tessellations defined with a local L_p metric

We consider now random tessellations with local L_p metrics d_k^p and d_l^p , attached to germs x_k and x_l . These random metrics, defined by a set of random coefficients and a rotation, are independent for separate germs. They are characterized by some multivariate distribution function noted $\varphi(k)$. We note $B_l(x, r)$ the ball with center x and radius r , defined from the metric d_l^p . We have $B_l(x, r) = \{y, d_l^p(x, y) \leq r^p\}$. We call $F_{lk}(K, y) = \cup_{x \in K} B_l(x, d_k(x, y))$ the flower of K with center x_k , and metric d_l^p .

Theorem 5 *Consider a random tessellation of space with local L_p metrics, defined from the Poisson point process with intensity $\theta(x)$. The probability $P(K) = P(K \subset C_k)$ is given by*

$$P(K) = \int_{R^n} \varphi(l) dl \varphi(k) dk \theta(dy) \exp -\theta(F_{lk}(K, y)) \quad (10)$$

In the stationary case, for a constant intensity θ , equation 10 becomes

$$P(K) = \theta \int_{R^n} \varphi(l) dl \varphi(k) dk \exp -\theta \mu_n(F_{lk}(K, y)) dy$$

Proof. Conditionally to the metrics d_k^p and d_l^p , and to the location of a Poisson point x_k , we have $K \subset C_k \iff \forall x \in K, \forall l \neq k, d_k(x, x_k) \leq d_l(x, x_l)$. Therefore, for every point x of K , the ball $B_l(x, d_k(x, x_k))$ contains no point of the process, and finally $F_{lk}(K, x_k)$ contains no point of the process, with probability $\exp -\theta(F_{lk}(K, x_k))$. Equation 10 is obtained by randomization of the point x_k , followed by a randomization of the choice of metrics d_k^p and d_l^p . ■

It is possible to replace the deterministic intensity $\theta(x)$ by a realization of a positive random function, replacing the Poisson point process by a Cox process. In that case, we obtain Cox based random tessellations. Their corresponding moments $P(K)$ are deduced from equations (9,10) by taking their expectation with respect to the random intensity.

3 Extension to Johnson-Mehl and to Laguerre random tessellation

The Johnson-Mehl tessellation [7] is obtained by combining germination (through a sequential intensity $\theta(t)$) and growth (with growth rate $\alpha(t)$). The usual model is based on constant (with respect to time) germination (with intensity θ) and growth (with intensity α) rates. During the time sequence, germs falling inside growing crystals are deleted. Considering the sequence of Poisson germs $\{x_k, t_k\}$, we have:

$$\begin{aligned} C_k &= \{x \in R^n, d(x, (x_k, t_k)) + \alpha(t_k)t_k < d(x, (x_l, t_l)) + \alpha(t_l)t_l, \\ x_k &\in \mathcal{P}, x_l \in \mathcal{P}, l \neq k\} \end{aligned} \quad (11)$$

Extensions of this model are obtained by means of a L_p metric, instead of the euclidean distance. We can also use a local metric in the process, to generate anisotropic growth:

$$\begin{aligned} C_k &= \{x \in R^n, d_k(x, (x_k, t_k)) + \alpha(t_k)t_k < d_l(x, (x_l, t_l)) + \alpha(t_l)t_l, \\ x_k &\in \mathcal{P}, x_l \in \mathcal{P}, l \neq k\} \end{aligned} \quad (12)$$

The Laguerre tessellation [5, 6] is a generalization of the Voronoi tessellation, where to each Poisson point x_k is attached a random radius R_k . The cell is now defined from the power $P(x, x_k) = d^2(x, x_k) - R_k^2$. We have:

$$C_k = \{x \in R^n, P(x, x_k) < P(x, x_l), x_k \in \mathcal{P}, x_l \in \mathcal{P}, l \neq k\} \quad (13)$$

Some germs x_l generate empty cells, depending on the values of R_k^2 and on the distance to other germs. Cells are bounded by portions of hyperplanes. New random tessellations can be defined, based on the L_p metric, replacing in equation (13) $P(x, x_k)$ by $d^p(x, x_k) - R_k^p$. In general, non planar cell separations will be generated. An extension of the construction (8) to the local metric case is obtained if $P(x, x_k)$ and $P(x, x_l)$ are replaced by $d_k^p(x, x_k) - R_k^p$ and $d_l^p(x, x_k) - R_l^p$ in equation (13).

4 Random tessellations and Boolean random functions

The previous constructions can be obtained as characteristics of some Boolean random functions, re-interpreting the definition of C_k in terms of distance function.

We will attach to every Poisson point x_k a primary random function $Z'_k(x)$ defined according to the distance used in various definitions (4, 8, 11, 12, 13). For instance, for the standard Voronoi model, the primary

function is an increasing paraboloid of revolution, while for the extension to the local euclidean metric, it is an increasing paraboloid with general ellipsoidal sections in R^n . For the Johnson-Mehl model, primary functions are cones (with ellipsoidal section in the local case for the euclidean metric); for germ $\{x_k, t_k\}$, the primary function is translated upward by addition of the constant $\alpha(t_k)t_k$. Models based on the L_p metric make use of functions defined in R^n by $Z'_k(x) = \sum_{i=1}^{i=n} a_{ki} |x'_i|^p$. The distance function associated to a model built from Poisson germs is given by

$$Z(x) = \wedge_k Z'_k(x - x_k) \quad (14)$$

By definition the random function $Z(x)$ is an Infimum Boolean random function [1]. For the Johnson-Mehl model, the primary function becomes $Z'_k(x - x_k) + \alpha(t_k)t_k$. For the Laguerre tessellation model, it becomes $\alpha(t_k)t_k - R_k^p$.

Sections of primary functions at level z are balls defined by the corresponding metric. Define

$$B'_k(z) = \{x, Z'_k(x) < z\}$$

From equation (14) we have

$$B(z) = \{x, Z(x) < z\} = \cup_{x_k} B'_k(z)_{x_k} \quad (15)$$

By construction equation (15) $B(z)$ is a Boolean random set with convex primary grains $B'_k(z)$. Consider a compact set K and the infimum $Z_\wedge(K) = \wedge_{y \in K} \{Z(y)\}$. We have

$$P\{Z_\wedge(K) \geq z\} = \exp - \{E(\theta(B'_k(z) \oplus \check{K}))\}$$

and for the stationary case

$$P\{Z_\wedge(K) \geq z\} = \exp - \{\theta E(\mu_n(B'_k(z) \oplus \check{K}))\}$$

For the simulation of random tessellations, we just need to simulate realizations of the Boolean random function with primary functions Z'_k corresponding to the model. The boundaries of the tessellation are provided by the crest lines of the random functions, obtained by the watershed of the random function using as markers apparent markers defined below. By construction of the Boolean random functions, the location of crest lines, and therefore the boundaries of the classes of the resulting tessellation are invariant by a non decreasing transformation Φ (anamorphosis) of the values of $Z'_k(x)$ (for instance using $Z_k'^p(x)$ instead of $Z'_k(x)$), that is compatible with the order relationship, namely such that $z_1 < z_2$ implies $\Phi(z_1) < \Phi(z_2)$.

An alternative extraction of classes is given by their labels C_k . Starting from the simulation, and from the germs x_k , we generate in each point x a set of labels $L(x)$:

$$L(x) = \{k, Z(x) = Z'_k(x - x_k)\}$$

Points x with the single label k generate the interior of cell C_k . Points with two labels k and l are on the boundaries between cells C_k and C_l . In R^3 , points with three labels are on the edges of the tessellation, and points with four labels are its vertices.

This is illustrated in Figure 1 by a simulation in R , where a non connected class C_k is generated by the point x_k . In Figure 2 is shown a realization of a Boolean random function BRF where the primary functions are doublets of elliptical cones with two orthogonal directions and the same minima. Figure 3 shows the corresponding local L_2 Voronoï random tessellation obtained from the watershed of the BRF. A simulation of a Boolean random function with elliptical cones having different minima is given in Figure 4. Its watershed in Figure 5 generates a realization of a local L_2 Johnson-Mehl random tessellation.

More general random tessellations can be generated by the same process, starting from Boolean random functions with any primary random function with simply connected compact sections $B'_k(z)$, such that $B'_k(z_1) \subset B'_k(z_2)$ for $z_2 > z_1$. For instance, local anisotropy can be obtained by the euclidean distance function to segments with different orientations. In that case, point Poisson germs are replaced by segment germs.

This generalization extends the type of random tessellations that can be simulated, and gives more flexibility to model complex real microstructures.

References

- [1] Jeulin D., Modèles Morphologiques de Structures Aléatoires et de Changement d'Echelle, Thèse de Doctorat d'Etat ès Sciences Physiques, Université of Caen, 1991.
- [2] T., S. Forest, Galliet I., Mounoury V., Jeulin D., Determination of the size of the representative volume element for random composites: statistical and numerical approach, *Int. J. Sol. Str.*, Vol. 40 (2003) 3647-3679.
- [3] Gilbert E.N. (1962) Random subdivisions of space into crystals, *The Annals of mathematical statistics*, Vol. 33, 958-972.
- [4] Labelle F., Shewchuk J.R. (2003) Anisotropic Voronoi Diagrams and Guaranteed-Quality Anisotropic Mesh Generation, *Proceedings of the nineteenth annual symposium on Computational geometry*, San Diego, 191-200.
- [5] Lautensack C., Zuyev S. (2008) Random Laguerre Tessellations, *Advances in applied probability*, Vol. 40, 630-650.

- [6] Lautensack C. (2008) Fitting three-dimensional Laguerre tessellations to foam structures, *Journal of Applied Statistics*, Vol. 35 (9), 985-995.
- [7] Møller J. (1992) Random Johnson-Mehl tessellations, *Advances in applied probability*, Vol. 24, 814-844.
- [8] Scheike Th. H. (1994) Anisotropic growth of Voronoi Cells, *Advances in applied probability*, Vol. 26, 43-53.
- [9] Serra J., *Image analysis and Mathematical Morphology*, Academic Press, London, 1982.
- [10] Stoyan, D., W.S. Kendall, J. Mecke (1987) *Stochastic Geometry and its Applications* (J. Wiley, New York).

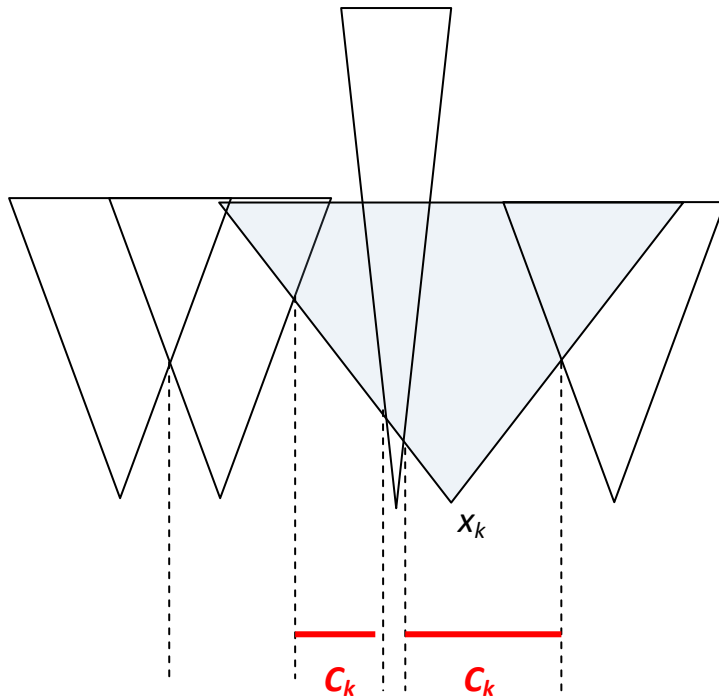


Figure 1 : Example of simulation of a random tessellation in \mathbf{R} by means of a Boolean random function with different primary functions. The class C_k , generated by germ x_k , is not connected.




Figure 2: Example of simulation of a Boolean random function with elliptical cones doublets in two orthogonal directions (image 800 x 800)




Figure 3: Local L_2 Voronoi random tessellation generated by the realization of the Boolean random function of Figure 2 (image 800 x 800). The classes of the tessellation are obtained as the attraction zones of the minima of the BRF.




Figure 4: Example of simulation of a Boolean random function with elliptical cones in two orthogonal directions. The primary functions start from different values (image 256 x 256).




Figure 5: Local L_2 Johnson-Mehl random tessellation generated by the realization of the Boolean random function of Figure 4 (image 256 x 256). The classes of the tessellation are obtained from the watershed of the BRF.