



**HAL**  
open science

# Modeling Novelty-Driven Industrial Dynamics with Design Functions: understanding the role of learning from the unknown

Pascal Le Masson, Armand Hatchuel, Benoit Weil

► **To cite this version:**

Pascal Le Masson, Armand Hatchuel, Benoit Weil. Modeling Novelty-Driven Industrial Dynamics with Design Functions: understanding the role of learning from the unknown. International Schumpeter Society Conference, 2010, Denmark. pp.28. hal-00696970

**HAL Id: hal-00696970**

<https://minesparis-psl.hal.science/hal-00696970v1>

Submitted on 14 May 2012

**HAL** is a multi-disciplinary open access archive for the deposit and dissemination of scientific research documents, whether they are published or not. The documents may come from teaching and research institutions in France or abroad, or from public or private research centers.

L'archive ouverte pluridisciplinaire **HAL**, est destinée au dépôt et à la diffusion de documents scientifiques de niveau recherche, publiés ou non, émanant des établissements d'enseignement et de recherche français ou étrangers, des laboratoires publics ou privés.

# MODELING NOVELTY-DRIVEN INDUSTRIAL DYNAMICS WITH DESIGN FUNCTIONS: UNDERSTANDING THE ROLE OF LEARNING FROM THE UNKNOWN

---

*Pascal Le Masson\**, *Armand Hatchuel*, *Benoit Weil*

*\*corresponding author :*

*Ecole des Mines de Paris, 60 Bvd Saint Michel, 75 272 Paris Cedex 06*

*Tel : +33 1 40 51 92 21 ; Fax : +33 1 40 51 90 65*

*[lemasson@ensmp.fr](mailto:lemasson@ensmp.fr), [hatchuel@ensmp.fr](mailto:hatchuel@ensmp.fr), [bweil@ensmp.fr](mailto:bweil@ensmp.fr)*

**Keywords :** knowledge dynamics, design function, design regime, industrial dynamics, innovation

**ISS research area:**

- Technological change and industrial evolution in economic development

Aknowledgements: This work was supported by the ANR program “Entreprise”, project RITE (ANR-07-ENTR-011-RITE) and the chair “design theory and methods for innovation”

## **Abstract**

In his synthesis on industrial dynamics, Malerba called for a renewal of the models for the dynamic analysis of innovation and the evolution of industries [1]. To go this way we investigate the relationship between knowledge dynamics, innovation dynamics, and sectoral growth in the particular case of Schumpeterian “development” [2]. Our analysis is based on a model where economic actors (suppliers and customers) are represented by *design functions*, endogenizing the generation of “unknown” products, the regeneration of competences and of utility functions. We use the model to simulate four situations of industrial dynamic characterized by the (successful or impeded) emergence of novelty: automotive industry, pharmaceutical and biotech industry, semiconductor industry and orphan innovation in cleantech. This model shows that the success of “novelty-oriented” industrial dynamics depends on the efficiency of the coupling between design functions in the economy. We show that 1) good suppliers’ profit and customers user-value relies on a *sparing of knowledge and novelty*; 2) coupling is based less on the initial level of competences and knowledge capitalization than on learning from “unknown” products; 3) learning from the unknown creates externalities, so that the exploration of the unknown appears as a new kind of “common good”.

## **Introduction: the aim of the study: modeling industrial dynamics in novelty creation situations, based on design functions.**

In several industrial sectors appear today surprising industrial dynamics: semiconductor industry is characterized by a fascinating pace of science-based innovation, fascinating because the pace is very fast but also because this high pace is extremely stable over decades; car industry, considered as the stable reference for the dominant design model since the works of Abernathy and Utterback is today confronted to an increasing request of innovation coming from consumers; in cleantech, and particularly in fuel cells, one can be struck by the paradoxical situation of high investments in technology development, high social expectations and surprisingly low results in term of economic growth: this reveals a paradoxical situation of orphan innovation where social demand is high, technology developments are intensive but the growth remains low.

These phenomena are now well-known in the literature. However we find only partial and ad hoc explanations of these new industrial dynamics. Yet these situations are actually belonging to the same class of industrial dynamics, namely the class of Schumpeterian “development” [2,3,4], ie situations where the parameters of the Walrasian system are changed « in such a way that this transition cannot be decomposed into infinitesimal steps » [2]. In his recent synthesis on industrial dynamics and sectoral evolutions, Malerba appealed to “move from the statement that everything is changing with everything else” [1] and called for a renewal of the models for the dynamic analysis of innovation and the evolution of industries. To go this way we propose in this paper a new framework to analyse these industrial dynamics: we show that we can interpret these dynamic in a theoretical framework based on design activities. We use an economy model of “design functions” [5] to investigate the relationship between knowledge dynamics, innovation dynamics, and sectoral growth in the particular case of Schumpeterian “development” [2, 3,4].

In a first part we make a brief overview of the literature on industrial dynamics in case of Schumpeterian development. We are led to identify three main gaps in the literature: 1) we lack models of learning processes in “novelty” situations; 2) in particular such a model should better address the relationship between knowledge production, innovation and growth; 3) such a model should lead to discuss institutional logics supporting “novelty”. In a second part we present the model of an economy built on a representation of economic agents as designers and introduce the simulation. In a third part we present the results of the simulation. In the last part we discuss the main conclusions.

## **I. Literature review: industrial dynamics to the test of Schumpeterian development.**

Schumpeterian “development” (also called “novelty”) opens two critical issues for the literature on industrial dynamics. Classical models of industrial dynamics are based on two assumptions: knowledge implies innovation and innovation implies growth. In case of “novelty”, both assumptions are questionable:

- 1- *Knowledge dynamics and innovation dynamics should be distinguished*: the hypothesis of growth determined by the level of of codified knowledge has been thoroughly criticized in the literature [6] ; analysis of the R&D paradoxes have already underlined that there is no clear correlation between R&D intensity and the growth of

the firm [7-11]; as shown in studies of radical innovation processes [12] and science-based innovation [13], “novelty” is more than “applied research”: it comes from processes of experiential learning [14] or learning cycles [15], where competences stem from the sequence of innovative projects. Formally speaking novelty raises critical issues to the basic model of “knowledge for innovation”, namely the model of absorptive capacity [16,17]: as explained by Cohen and Levinthal absorptive capacity represents the capacity of a company to use external knowledge for developing innovative products; this capacity can be assimilated to the internal level of R&D as long as internal R&D has a capacity to recognize the value of external knowledge [18]. But radical innovation precisely aims at revising the value criteria hence severely weakening existing absorptive capacity [18,19,20,21]. We need a model based on a richer link between knowledge and innovation: instead of a “production” model, where knowledge appears as a production factor and innovation as an output we need to model how knowledge and passed innovation lead to new innovation *and* new knowledge. This is one basic feature of a “design function”.

- 2- *Innovation dynamics and growth are not necessary linked*: creative destruction can lead to destroy demand side competences and hence utility functions of the consumers, resulting in negative economic growth. As mentioned by Witt, “why consumer behavior changes during the process of economic growth” is hardly discussed in the literature (p. 24) [22]. Models have been proposed, considering customer with its own absorptive capacity [23]. As a matter of fact, such models have the same limits as absorptive capacity itself, since they consider that customer’s absorptive capacity increases with the proximity between the new products and the products that customer already know, which can explain slowdown in the diffusion of radical innovation but hardly explain the mere existence of radical innovation. For modeling changes in customer behaviors some guiding principles have been provided by Georgescu-Roegen [24], mentioning a principle of non-satiety (old goods and services are likely to occupy a decreasing share of individual and household budgets, thus making room for the adoption of new ones) and a principle of the growth of wants. Rosenberg has described processes of learning by using [25], suggesting similar processes as the one seen from the innovator point of view in innovation processes: knowledge does not precede the process but can be acquired during the innovation process, by confrontation with innovative products. Here also we need to enrich the model of customer knowledge and utility revision. Customer appears as a kind of “design function”.

Hence novelty situations invite to revise the classical assumptions of a deterministic relationship between knowledge dynamics, innovation dynamics and economic growth and raise to issue: how to endogeneize learning from the product design experiments? How to endogeneize the evolutions of the customer utility function?

Several models of industry dynamics have already been proposed. It is impossible to review all of them in this paper; one can underline some dominant features in these models:

- 1- A first class of models are the models of endogenous growth. An archetypal example being Aghion and Howitt model (and the most recent variants) [26-28] called Schumpeterian Growth model. It is interesting to note that such models do not address novelty issue (since the list of future goods is known *ex ante* and customers preferences are not considered in the model) nor learning issues: learning is still exogenous [5] in the sense that R&D investment determine innovative product (deterministic link from knowledge to innovation) and innovation has no effect on

knowledge itself (no endogenous learning from innovative products). The relationship between competence and growth in these models has been strongly criticized [29,30].

- 2- A second class of models are the models of product life cycle, mainly models of the emergence of an industry dominant design. These models tend to explain the transition from an emerging industrial sector to its stabilization, this transition being characterized by well-identified patterns (product innovation, process innovation, entry and exit, number of firms on the market, levels of R&D investments,...) [31 ,32,33]. Beyond the seminal Works of Abernathy and Utterback, who focused on the relationship between the level of R&D investment and the level of uncertainty (« as the enterprise develops, uncertainty about markets and appropriate targets is reduced, and larger R&D investments are justified »), two main models have been developed: a first one is the « supply-side » approach based on return appropriation [33] – this model explains the competition structure but doesn't consider growth nor learning (see lemma 2, p. 569 : the quantity of product produced by a firm is constant over time depends only on the time of entry and the initial level of expertise) ; a second one is the demand-side approach [34 ,35,36]. In the second approach, models not only explain dominant design but also constant increase of performance level on a known function and the demand conditions that enable disruptive innovation. However these models don't address the novelty issue as far as they don't consider the « discovery » and learning of new utility by the customers (disruptive innovation is actually modeled as a supply side adaptation to a pre-existing demand-side functional variety).

This brief overview shows that existing models only partially address the issue of novelty, growth and learning. Moreover literature has already mentioned several exceptions to the dominant design patterns: Klepper mentions: i) petrochemicals, disposable diappers, zipper,... (in the time period 1930-1970) where process specialists appear, ii) medical diagnosis imaging products, ATM,... where incumbent captures product innovation or forms of symbiosis unfold (in the 1980s), iii) submarket specialization as in business jet and lasers (characterized by taste differentiation). Recent research on industrial dynamics have analysed new phenomena: they describe new forms of competitions through innovation (the creation of market disequilibria, see [37]), new industry life cycle (far from classical Abernathy and Utterback dominant design establishment, see [32,38]) and new sectoral evolutions based on new coupled dynamics of demand and technology [22,23], and the increasing involvement of economics actors like users [39], industrial partnerships [40] or platform leaders [41]. These new features of industrial dynamics are usually analysed in terms of knowledge dynamics and absorptive capacity (see for instance [38,42],...) but we miss an integrated framework to analyze those kind of situations.

This review helps to identify clear gaps in the literature:

1. There is a lack of a theoretical and accurate model of learning processes and utility evolutions in situations of “novelty”, where radical innovations lead to change the whole Walrasian vector of the economy.
2. Such a model would help to figure out several forms of relationships between i- knowledge dynamics for firms and consumers, ii) innovation and iii) economic growth.
3. Such a model should suggest new approaches of the relationship between actors, accounting for networks, externalities and common goods in novelty-oriented economies.

## II. Method: model and simulation of an economy based on design agents.

### II.A. A model of design functions

Following Schumpeter' definition of innovation [43]: "*we will simply define innovation as the setting up of a new production function*", a model of the innovative firm must go beyond established production functions and requires the *modelling of this "setting up" function*.

We introduce a new function for innovation that we have called the "design function" inherent to firms. In formal terms, we define a design function over two spaces: the space of goods (including capital) **G** and the space of knowledge **K**; the design function is a function of both spaces over each other. It transforms the space of goods and the space of knowledge by "expansion" [44]. **Design F:  $G \times K \rightarrow \text{expand}(G \times K)$** . (where  $\text{expand}(G \times K)$  is the expanded G and K spaces) [5]. An innovation appears as a regeneration of the space of goods (G). Innovation is not necessary linked to a technical advance in K space.

Let us compare a "design function" defined in this way and the traditional micro-economic production function. **The production function** models the way in which the combination of *quantities of production factors*, usually capital (including intermediary goods) and labour (or competencies), serve to make a *quantity of one or several goods*. The nature of these goods is implicit to the production function itself and, in principle, the list of goods given *ex ante* is not modified by the production activity. In formal terms, a production function is traditionally written as: **Production F:  $G \times K \rightarrow Q(G)$ :  $Q(G)$  being a function quantified over the space of goods** (the space **G** and the space **K** are not transformed).

In contrast, the **design function** has the following characteristics:

- **The inputs of a design function** are *goods (including capital) and competencies*,
- **The outputs of a design function** are:
  - *A definition of the goods to be produced* (which can also be a revision of existing goods or can involve the withdrawal of these goods).
  - *A definition of the processes required to produce and distribute* these goods (production function of the goods; once again, this may be a variation on existing processes, or may involve the withdrawal of the processes).
  - For each type of competency, the *learning* which results from the design work and feedback on experience from the product (in manufacturing, in the market, etc.).This list matches the frequent empirical observation whereby a company can sell either products (goods or services) or production functions (design of turnkey factories), or design competencies that can be as abstract as a patent, a name, a drawing or a brand.
- **The production function is a restriction of the design function:** It can be noted that a traditional production function is a restricted design function whose final space is restricted to quantities of goods, and which does not "reproduce" any of the input factors! Yet the distinctive feature of design processes is that they reproduce or deform an initial competency and/or initial goods. In formal terms, we move from the production function to the design function by *symmetrizing* the initial and final spaces.
- **Recursiveness of design functions:** This formal symmetry enables us to consider the repetition of design activities as a recursive function within a given firm, i.e. as something that transforms itself by its own action. In order to model the history of the firm, we can thus start with a design function and see how it is repeated over time. Formally, let there be a design function relating to a firm's design project and let the initial inputs be vectors

$G_{input}$ s and  $K_{inputs}$ ,  $f(G_{input}, K_{input})$ . The general function of the firm after  $k$  design projects can be set down as:  $f_{firme} = f \circ f \circ \dots \circ f(G_{input}, K_{input}) = f^k(G_{input}, K_{input})$ .

The design function enables us to model a richer relationship between knowledge dynamics and innovation: new products are accompanied by knowledge created (and not preceded by it) and knowledge created at time  $t$  can be reused at time  $t+1$ .

The model of the design function can be generalized for the customer. As suggested by Witt [22]: “people reflect and learn about how to instrumentalize direct inputs and the services of tools for the satisfaction of their wants”. According to this model, a consumer (or generally speaking: a buyer) uses the goods he has bought to design actions (usages; but if the buyer is a company, this could also be goods) according to his wants, based on his own competences. From the buyer point of view, he designs usages (or new goods) based on his own competences (including the acquired goods) and the list of existing usages. The buyer can hence be modeled as a design function that takes in input competences (competence in usages design and acquired goods, considered as tools for designing new usages) and existing usages) and gives in output new competences (better capacity to use the tools, better understanding of the value of some usages,...) and new usages. The buyer expands his space Usages x Competences just like the firm expands its space Goods x Competences. This model is self-evident if the buyer is a design company.

In formal terms:

**(Consumer) Design F:  $U \times K \rightarrow \text{expand}(U \times K)$ , where  $K=(K_{\text{buyer}}, G_{\text{bought}})$**

In this model, user value appears as a competence of the user to appreciate a new usage. It can be transformed over time through the design function. Hence the model is adapted to model a richer relationship between product innovation and transformations of the user value. Moreover a new product proposed by a company can lead to design a new usage.

## ***II.B. Simulating novelty-oriented industrial dynamics***

Based on this model, our issue is to analyze novelty-oriented industrial dynamics. Our method is twofold:

- 1- we simplify the general model into a simulation model that will enable us to simulate specific situations.
- 2- we identify four archetypal situations of “novelty-oriented” industrial dynamics and try to analyse these situations with the help of the simulation process.

We detail now these two steps.

### **II.B.1- U-K simulation model**

We simplify supplier design function:

- At each design step the list of goods can be changed in two ways: either by the improvement of existing products in known direction (the car consumes a bit less fuel), this creates an extension of the list of products in a known direction, we call this type of innovation a K-type innovation (K for known); or by the creation of a product which is fully unknown, called a U-type innovation (a car for car sharing). Each product is characterized by its cost.

K-type innovation has a unit cost:

$c_{K,S_i}(t) = c_{K_0} \cdot \sqrt{\frac{K_{S_0}}{K_{S_i}(t)}}$  where  $c_{K_0}$  and  $K_{S_0}$  are constants and  $K_{S_i}(t)$  is the competence level of the firm  $S_i$  at time  $t$ . The form of the curve is guided by a classical “diminishing return” hypothesis.

U-type innovation has a unit cost:  $c_U = c_{U_0}$  where  $c_{U_0}$  is constant. In this version of our model there is no difference in firms capacities to design U-products.

- The firm profit is:

$$\pi_{S_i}(t) = (p_K - c_{K,S_i}(t)) \cdot Q_{K,S_i} + (p_U - c_U) \cdot Q_{U,S_i}$$

- At each design step, knowledge evolves depending on the product that has been designed during the step. The equation is:

$$K_{S_i,t+1} = \frac{K_{S_i,t}}{(1 + i_S - i_{S_i})} + \gamma_{S_i} \cdot Q_{U,S_i}(t) \text{ where } K_{S_i,t} \text{ is the competence level of the firm } S_i \text{ at}$$

time  $t$ .  $i_S$  is an actualization parameter, representing the way knowledge becomes obsolete in a particular sector (on the supply-side of this sector),  $i_{S_i}$  is the capacity of the firm  $S_i$  to learn from using its  $K_{S_i}$  base (“learning by doing”) ie to increase its competence level by using it,  $\gamma_{S_i}$  is the capacity of the firm  $S_i$  to learn from the unknown,  $Q_{U,S_i}(t)$  is the quantity of unknown products sold by the firm  $S$  during the time period from  $t$  to  $t+1$ .

To give a simple example: if  $i_S=0\%$ ,  $i_{S_i}=5\%$  and  $Q_U(t)=0$ , the firm didn’t sold U-product during the time period  $t$  to  $t+1$ . Thanks to  $i_{S_i}=5\%$ , the knowledge base has increased from  $K$  to  $1,053 \cdot K$ . In a “turbulent” sector one could have  $i=55\%$ . In this case the knowledge based goes from  $K$  to  $0,66 \cdot K$ : this means that at time  $t+1$  the firm competence level has “decreased” because of the speed of competence obsolescence in the sector. For instance in semiconductor industry, where each product generation is a scientific and technological challenge, the competence level reached at a technology generation  $t$  represents only a relatively low level for the technology generation  $t+1$ .

We also simplify buyer design function, in a similar way:

- If the buyer has bought a K-type product, then it will design a usage that is an improvement of an usage that was already known from past experience. If the buyer buys a U-type product, he will invent an unknown usage. The known usage brings a unitary user value:

$$\mu_{K,B_j}(t) = \mu_{K_0} \cdot \sqrt{\frac{K_{B_j}(t)}{K_{B_0}}} \text{ where } \mu_{K_0} \text{ and } K_{B_0} \text{ are constants and } K_{B_i}(t) \text{ is the competence}$$

level of the buyer  $B_j$  at time  $t$ . The form of the curve is guided by a classical “diminishing return” hypothesis.

U-type usages have a unitary user value:

$$\mu_U = \mu_{U_0} \text{ where } \mu_{U_0} \text{ is constant.}$$

- The buyer user value is:

$$UV_{B_j}(t) = \mu_{K,j}(t) \cdot Q_{K,B_j}^\alpha(t) - p_K(t) \cdot Q_{K,B_j}(t) + \mu_U \cdot Q_{U,B_j}^\alpha(t) - p_U \cdot Q_{U,B_j}(t)$$

- At each design step, knowledge evolves depending on the user value that has been designed during the step. The equation is:



$$K_{B_j,t+1} = \frac{K_{B_j,t}}{(1 + i_B - i_{B_j})} + \gamma_{B_j} \cdot Q_{U,B_j}(t) \text{ where } K_{B_j,t} \text{ is the competence level of the buyer}$$

$B_j$  at time  $t$ .  $i_B$  is an actualization parameter, representing the way knowledge becomes obsolete in a particular sector on the demand-side,  $i_{B_j}$  is the capacity of the buyer  $B_j$  to learn from using its  $K$  base (“learning by using”) ie to increase its competence level by using it,  $\gamma_{B_j}$  is the capacity of the buyer  $B_j$  to learn from the unknown,  $Q_{U,B_j}(t)$  is the quantity of unknown products bought by the buyer  $B_j$  during the time period from  $t$  to  $t+1$ .

A sector is characterized by  $i_S$ ,  $i_B$ ,  $c_U$ ,  $\mu_U$ . A sector has two sellers (no entry after  $t=0$ ) ( $i \in \{1, 2\}$ ). The sellers  $S_i$  can have different characteristics (differences in  $K_{S_i}(t=0)$ , in  $i_{S_i}$ , in  $\gamma_{S_i}$ ). One sector has a defined number of buyer  $n_B$  (taken conventionally equal to 10 in the simulation). To simplify all buyers have the same  $i_{B_j}$  and  $\gamma_{B_j}$ ,  $\forall j$  There are differentiated by their initial competence level  $K_{B_j}(t=0)$ .

**Market clearing:** at the beginning of a period, each firm can design (and produce)  $K$  and  $U$ -types of innovation (the firms never reuse products designed in the previous period) with competence level  $K_{S_j}(t)$ , which defines  $c_{K_{S_j}}$  and  $c_{U_{S_j}}$ . The firms are facing ten different customers defined by their competence level  $K_{B_j}(t)$ . These are considered as ten different markets. For each market we apply a “market clearing” approach: this pricing regime posits that firms are fully informed regarding consumers’ responses to pricing decisions and that the firm can, given their production cost and product performance, determine the price point that will yield them the greatest profit. We hence have 3 equations: max profit  $S_1$  (defined by  $c_{U_1}$ ,  $c_{K_1}$ ), max profit  $S_2$  (defined by  $c_{U_2}$ ,  $c_{K_2}$ ) max  $UV$  on a given market segment defined by  $\mu_U$  and  $\mu_K$ . We have six variables:  $p_U$ ,  $Q_{U_1}$ ,  $Q_{U_2}$ ,  $p_K$ ,  $Q_{K_1}$ ,  $Q_{K_2}$ . Moreover we consider that there is only one type of product for a market segment at time  $t$ . We can show that for any 6-uplet  $(c_{U_1}, c_{K_1}, c_{U_2}, c_{K_2}, \mu_U, \mu_K)$  there is only one 6-uplet  $(p_U, Q_{U_1}, Q_{U_2}, p_K, Q_{K_1}, Q_{K_2})$  that maximizes profit  $S_1$ , profit  $S_2$  and  $UV$  (see appendix, in case of competition between firm 1 and 2 on the same type of product, we consider that we have a symmetric Nash equilibria).

## II.B.2- Discussion of the main hypotheses of the simulation model

Some hypothesis of the model need to be explained and discussed.

One of the main hypotheses of the model is the existence and design logic of  $U$ -products.  $U$  products are the way we model the source of novelty. This hypothesis is hardly used in classical models. For instance, in endogenous growth theory the list of product is known ex ante, even if the products appear at a Poissonian rate; in Adner and Levinthal model, the product are always characterized according to two functional dimensions which are known at the beginning. Let’s give some insights about this  $U$ -product:

- 1) With  $U$ -products we account for situations where products (or product options) are proposed *without any link to parameters of  $K$ -products* (competence to design  $K$  products, utility for  $K$  products...), or more precisely decisively based on knowledge and utility ( $K_{U, S_i}$  and  $K_{U, B_j}$ ) that is different from knowledge and utility of  $K$ -products ( $K_{K, S_i}$  and  $K_{K, B_j}$ ). We here keep a classical, strong meaning of “radical” (or breakthrough) innovation: such an innovation “breaks” with the competence used for  $K$ -products and with the competence and utility to use  $K$ -products.
- 2) Why should such products emerge? From demand-side, this hypothesis of the  $U$ -type innovation corresponds to the hypothesis of “non-satiety” made by Georgescu-

Roegen. From supply-side, several hypotheses to explain radical innovations have been proposed, from purely random processes linked to scientific discoveries (or bundles of scientific discoveries) (eg Schumpeter or endogenous growth models), to purely intentional models based on individual firm capacity to propose purposefully radical, rentable innovations (eg historical examples like du Pont nylon). Interestingly enough, the explanations are actually quite convergent on the possibility of a radical innovation proposals (designers might have “good ideas” and customers are ready to “try” something); they rather diverge on the transformation into an economic success (product on the market) (some authors will insist on the level of R&D investment, on the networking capacity, on market diffusion,...). Hence we only keep the first part in the model: a firm can always propose a U-product on the market; this U-product is not particularly profitable; the firm proposes it when its own product is less profitable; the customer buys it when existing products are less interesting in term of user value. Hence radical innovation is not a source of over-profit; strictly speaking in the model this is the less profitable and less useful product! With this hypothesis we bring an answer to a critical question of models of growth theory: what should be the probability of success of innovation (in a random model) or what should be the sales and price expectations for such a products? Usually growth trajectories in the models strongly depend on these hypotheses. If the model is “pessimistic”, it hardly creates growth. The U-K model avoids making too “optimistic” hypotheses that create “exogenous growth”.

- 3) U-product impact is less on profit and utility than on knowledge creation: U-products create knowledge on both market sides. Formally, following the design function model, the U-product generally speaking expands the space  $K \times G$ , ie creates knowledge on both market sides ( $K_B, K_S$ ) and changes the representation of the K-products, G. Learning in the broad sense takes actually two main aspects:
  - a. On the one hand, customers and sellers learn in function of the quantity of U-products they bought (respectively: sold). The increase is respectively:
    - i. For a buyer  $B_j$ ,  $Q_{U, B_j}$  being the quantity of U-product bought by  $B_j$ , the increase is:  $\gamma_{B_j} \cdot Q_{U, B_j}$   
 More precisely, with  $Q_{U, B_j, S_i}$  being the quantity of U-product bought by  $B_j$  and sold by  $S_i$ :  $\gamma_{B_j} \cdot \sum_i Q_{U, B_j, S_i}$
    - ii. For a seller  $S_i$ ,  $Q_{U, S_i}$  being the quantity of U-product sold by  $S_i$ , the increase is:  $\gamma_{S_i} \cdot Q_{U, S_i}$   
 More precisely, with  $Q_{U, B_j, S_i}$  being the quantity of U-product bought by  $B_j$  and sold by  $S_i$ :  $\gamma_{S_i} \cdot \sum_j Q_{U, B_j, S_i}$
  - b. On the other hand, U-products change what is the K-products: at the following time period (t+1) K-products will integrate some features of the U-product of the previous time period. Over time the number of U-products designed and sold in an economy represents the number of radical innovative features that have been integrated in the economy.  
 One can follow that process by representing the *algebra* of known products at each time t, called  $A(K)(t)$ . At time t,  $K\text{-product}(t) \in A(K)(t)$  and  $U\text{-product} \notin A(K)(t)$ . A time t+1, the new algebra  $A(K)(t+1)$  is the algebra generated by  $A(K)(t)$  and all U-products sold at t.  
 To give one simple example: a “limited series” car is a particular type of U-product, only sold to a couple of customers; but some features of the car can be reintegrated in the car maker K-products in the following generations (see the

first Prius sold in Japan). The first Apple I-phone was a U-product; learning from this U-product was reintegrated in the following Iphone 3G and Iphone 3Gs which can be considered as K-products.

- 4) In “real cases” radical innovations are often based on some features inherited from K-products. Our model favors a strong separation between K-products and U-products at the time  $t$  where a U-product appears. Ideally speaking we should model cases where a new product  $P$  has K-features and U-features. Even if our model does not describe exactly that transaction, it helps to distinguish these two aspects of the market transaction: in our model a product  $P$  with U- and K-features is bought by a customer in two steps, he buys K-product at time  $t$  and then U at time  $t+1$ .

Some further hypotheses require explanations:

- **Learning and obsolescence:** We have two types of learning. Learning by designing and selling U-type products (fixed through  $\gamma$  and proportional to the quantity of U-product sold/bought). This is what we call “learning from the unknown”. And learning from the use of knowledge. With this hypothesis we can recreate classical scenarios of “learning by doing”. For instance it is possible to reproduce the model of Adner where learning occurs through the design of new products (see below). The advantage is to model an overall obsolescence in an industry, these obsolescence coming from the emergence of “diffusing” technology from one sector to the other, from weakening IP positions,...

Learning from the unknown is proportional to the quantity of sold/bought products. From supply-side, this represents the learning from designing, manufacturing and selling. This encompasses learning on new technical skills, on market and users,...

Learning is tempered by an obsolescence parameter: over time a company designing only K-type products in a “turbulent” sector (high  $i_S$ ) would face a regular decrease of its competence level. Respectively a customer buying only K-product would see his/her user-competence decreasing at a rate  $i_B$ .

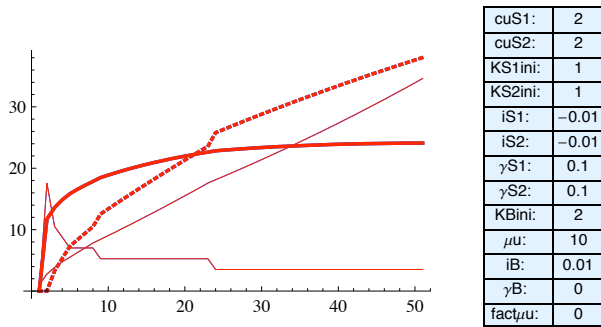
- One can notice that **diminishing return on user value** is not self evident: for instance Marshall explained that on some products (artistic products), utility return might be increasing, since repeated contact with artistic works enables the user to be more competent and better appreciate all art works [45]. We precisely combine both hypothesis: at time  $t$ ,  $K_B(t)$  is fixed, and we keep the classical hypothesis of diminishing return level on  $Q_K$ . But over time UV increases with  $K_B(t)$ , ie UV increases with the past trials of U-products.

### II.B.3- Simulating classical types of growth with the model

We begin by simulating two classical “growth” patterns.

1) *We simulate sector creation.*

S1 and S2 have a low level of initial competences ( $=1$ ); the market has no obsolescence and the firm learns from the known at a rate of 1% and from the unknown at a factor 0,1. The two firms have exactly the same growth profile over time. The graph below gives the parameters of the simulation and the history of firm S1 over time (time in abscise). In fat-continuous: profits; in fat dotted: quantity of K-products sold for each time period; in thin-continuous : KS level; in very thin continuous: quantity of U-product. We reproduce the classical dominant design pattern: decrease in U-product, increase in K-products, increase in K-level and increase in profit with diminishing returns over time.



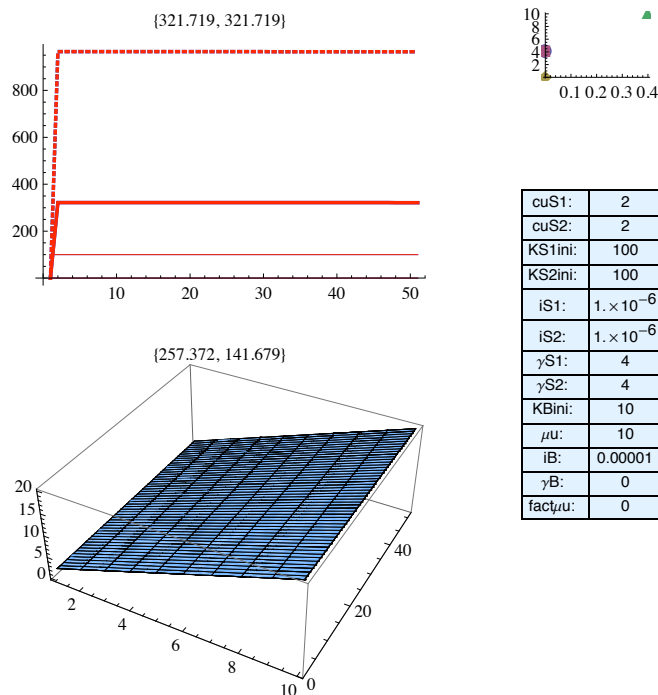
**Figure 1: dominant design emergence**

**In fat-continuous: profits; in fat dotted: quantity of K-products sold for each time period; in thin-continuous : KS level; in very thin continuous: quantity of U-product.**

**Remark: the values for t<sub>ini</sub> are artefactual and are not taken into account in the analysis**

2) We simulate an established dominant design with only K-type innovation (no novelty), without osboleteness.

Both firms are very competent (KSini=100). The difference between sector obsoleteness and firm learning by doing is 0, the firm learns from the unknown at a factor 4. The consumers are competent (KBini=10) and the difference between sector obsoleteness and consumer learning from doing is 0. Here we see constant profit, constant knowledge level, no U-products.



**Figure 2: “no-novelty” pattern (endogenous growth models)**

**In Grey: we represent  $K_B$  for each of the market segments over time time 0 is on the reader side, time  $t=50$  is in the back.  $K_{B\ ini}$  is linearly distributed between 0 and 20.**

**Same remark as above: the values for t<sub>ini</sub> are artefactual and are not taken into account in the analysis.**

These examples show how one can fit the simulation model to classical sector dynamics and get meaningful results.

## II.B.4- Simulating novelty-oriented industrial dynamics

We simulate four types of “novelty-oriented” industrial dynamics. These cases were chosen because they all involve tension around novelty. Contrary to classical approaches, we focus also on cases where novelty was not successfully introduced. All four cases are well-known in the literature but usually received ad hoc explanations. We propose here an explanation for all four cases based on the same model. Our analysis of the cases is actually based both on the literature and on thorough empirical investigations: the four cases are part of a large research program on design regimes led by Benoit Weil with grants from the French Research Agency: for each case we conducted in-depth empirical case-study with a particular focus on design regimes indicators (mapping the design reasoning of the actors in the ecosystem, analysis of the organizations, processes and methods for the renewal of competences and products in the ecosystem, analysis of customer behavior, market relationships and users in the ecosystem, quantified analysis of growth performance at the ecosystem level).

First case is the automotive industry [46]: automotive industry suffers from economic crisis. But it suffers since several years of a slow “decrease” of its customer base (Donnelly 2008) (see illustration below) [47]. After decades of interest from the customers, cars are either strongly criticized (pollution, CO2 emissions, traffic jams, costs,...) and they today attract less and less interest in developed countries as well as developing countries. The place of car in household budget is stable since several years (contrary to communication for instance). Moreover cars are today confronted to great demands on completely different directions: environment friendly cars, collective cars,... But car manufacturers have difficulty to provide these “unknown cars”. We have here a sector under pressure for novelty but reluctant to it.

Second case is pharmaceutical industry [48]: pharmaceutical industry is a case where new technology firms and incumbents are living together; incumbents see a constant decline in their R&D performance (see public data on the cost of R&D per New Medical Entity) and biotech companies have a relatively slow growth. This sectoral organization received several explanations, in particular based on complementary assets. The simulation model leads us to think that the synergy in the ecosystem is based on the differences in the capacity of some players to explore the unknown. The growth of pharmaceutical industry would hence be based on new forms of externalities: the externalities from the exploration of the unknown.

Third case is on semiconductor industry: this industry shows an impressive rate of technology innovation to follow Moore’s law or even More than Moore laws [49]. In the 80s this “novelty” effort led to critical turn over in leading suppliers of key technological processes [50]. Since the mid 90s, the “novelty” effort is coordinated in the International Technology Roadmap for Semiconductor which organizes regular (tri-annual) meetings between the main designers and researchers of the industry [51]. ITRS appears as an institution that organizes the externalities from learning from the unknown.

Fourth case is on orphan innovations, ie situations where great effort has been put on technological explorations, where social demand is high but where industrial growth remains relatively limited. Fuel cell technology is one case of orphan innovation, with decades of intensive technological explorations (with public or private funding – NASA, Air Liquide, Areva,...), a great social demand and numerous potential customers for fuel cell start-ups (a technology for the “green” era) and slow growth. Several partial explanations are often proposed: the market wouldn’t be “mature”, the technology is not ready, the networks and systems are missing. All explanations are well grounded but they miss the reason why systems and technologies have not been developed and adapted to customer needs despite intensive design efforts. Based on in-depth empirical studies we test another hypothesis: slow growth could be based on a lack of demand-side learning from the unknown. Studies of the

market relationship between fuel cell buyers and fuel cell sellers reveal that buyers don't know exactly what they want to buy (which is typically the case for a U-product) but if they still buy one, they don't learn from it (see empirical studies in partnership with Helion and Axane).

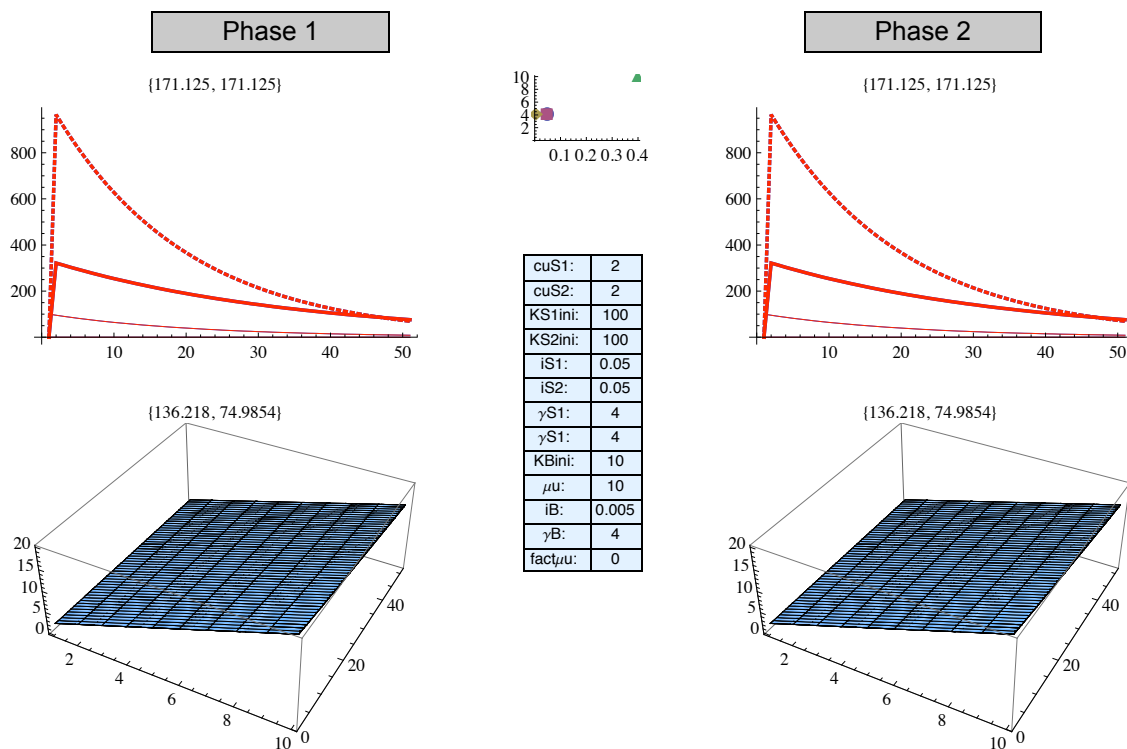
In each case we stimulate different phases of the sector history and possibly alternative scenarios.

### III. Results

#### III.A. Car industry: simulating a sector "reluctant" to novelty

To simulate the history of car industry we distinguish three phases.

In phase 1, the sector is very closed to our reference case #2. The "no obsolescence" hypothesis becomes a "slow obsolescence". In phase 2, the firms focus on the development of new products (K-products) and become strongly project-oriented, putting less emphasis on competence rebuilding and advanced R&D [52]. This can be modeled by a decrease in  $\gamma S$ . This has no effect on firm performance in the model (we obtain strictly the same curves and performances)

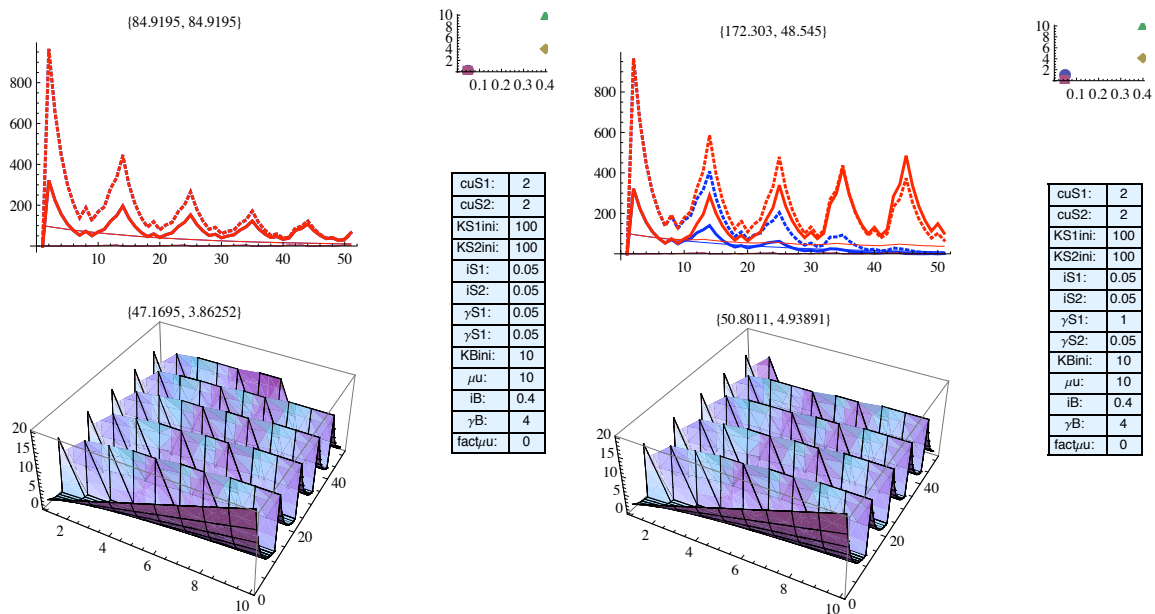


**Figure 3: Automotive case, phases 1 and 2. Graphs on the right handside are obtained with  $\gamma S1=\gamma S2=0.05$**

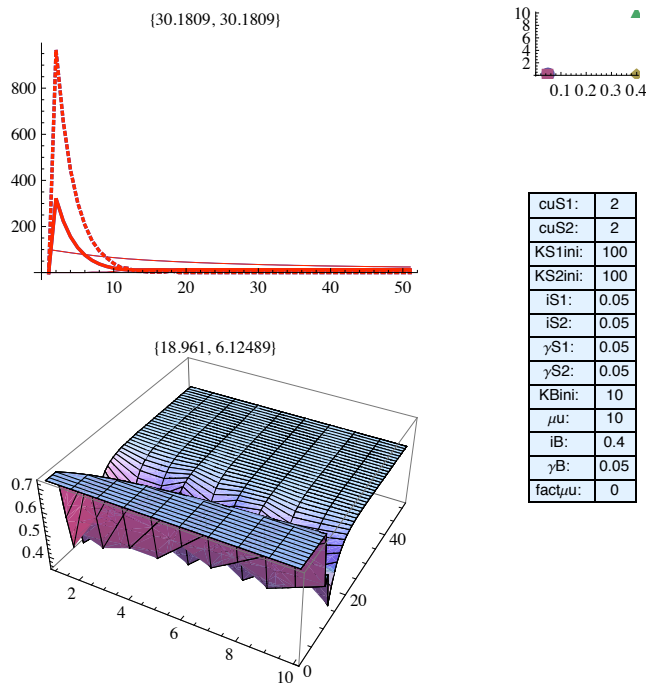
In phase 3, customer becomes more and more sensitive to sustainable development and to the constraints of having a car (costs, traffic jams,...). Car is no longer a dream. The customer knowledge base hence decreases rapidly, which modeled with  $iB=0.4$ . But the customer is still interested in experiments with new forms of cars (Hybrid, Tesla, Car sharing, Autolib, Mobizen,...) hence he keeps a high  $\gamma B$ . The consequences are dramatic: firm profits over the time period plunge (from 171.125 to

84,92), aggregated user value plunges too (from 136 to 47), car manufacturer knowledge base follow the same path of slow decrease as in the previous cases but this knowledge is used for cars that don't attract consumers. In this third phase, U-products are designed and sold, supporting the revival of KB and the associated increase in user value. But the firm lack of learning capacity from the unknown so that it does not learn from these trials. We simulate also an alternative case where one of the two firms (Toyota? Citroën?) actually kept its capacity to learn from the unknown (right hand side on the graph below). This kind of competition has only limited effect on user-value but keep higher profits in the ecosystem (one company becomes a leader with profit = 172 whereas the other declines faster than in the previous case (profit is now 48 instead of 85), but the sum of both profits is 231 vs 170 in the previous case). In this case KS1 remains at a high level.

Note that if the consumer renounces to learn from the unknown (gB becomes low), then the whole sector almost disappears (see phase 4 below)



**Figure 4: Automotive case, phases 3 and 3'. Graphs on the right hand side are obtained with two different firms, firm S1 keeps a high  $\gamma_s$  ( $\gamma_s=1$ ) whereas firm S2 has a low one ( $\gamma_{s2}=0.05$ )**



**Figure 5: Automotive case, phase 4. No demand-side learning from the unknown**

One can already underline that performance mainly depends on  $g$  (more than on  $i$ ). It is interesting to note that in phase 3', the “winner” does not make more U-products (actually rather less!).

### III.A. Biotech and pharma: simulating an ecology of design firms.

In biotech and pharma case, one begins by simulating the incumbent alone, the incumbent being a classical R&D firm (numbered #2 in the graphs below) (high initial competence, good capitalization ( $i_S - i_{S2} = 1\%$ ) and relatively low capacity to learn from the unknown ( $\gamma_{S2} = 0.1$ ). The consumers are demanding ( $i_S = 40\%$ , with high capacity to learn from the unknown ( $\gamma_B = 4$ ). We obtain  $\pi_{S2} = 163$ ,  $UV = 23$ .

We now introduce a second simulation with a new entrant (S1). S1 has very low initial competence ( $K_{S1} = 1$ ), low capitalization capacity ( $i_{S1} = 40\%$ ) and high capacity to learn from the unknown ( $\gamma_{S1} = 4$ ).

We introduce here one additional notion: **the learning efficiency for competence renewal**,  $\gamma_{Bj} / (i_B - i_{Bj})$  (or  $\gamma_{Si} / (i_S - i_{Si})$ ). For any  $S_i$  (respectively  $B_j$ ) one can compute how much  $Q_U$  is necessary to maintain  $K$  at a constant level  $K_0$  over time:

$$K_{S_i,0} = \frac{K_{S_i,0}}{(1 + i_S - i_{S_i})} + \gamma_{S_i} \cdot Q_{U,S_i} \text{ which gives the equality: } \frac{K_{S_i,0}}{Q_{U,S_i}} = \frac{\gamma_{S_i}}{(i_S - i_{S_i})}.$$

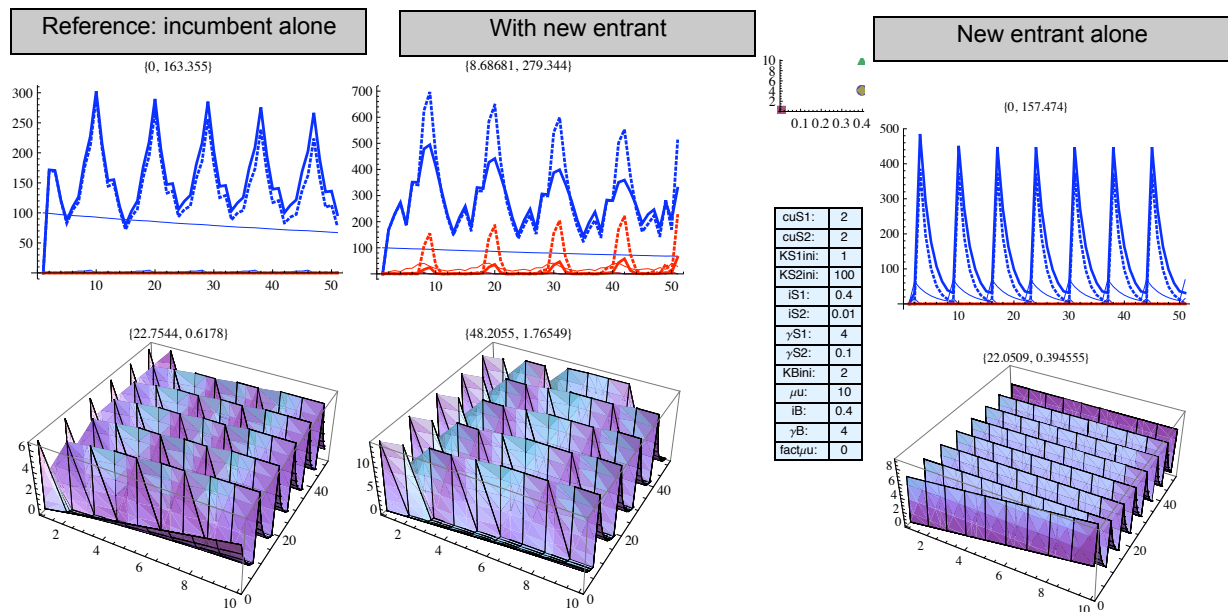
This represents the capacity of a firm to transform a certain “quantity” of product into competences. If the learning efficiency is low, a large quantity of products size is required for a certain amount of competence. If the learning efficiency is high a small quantity is enough to maintain stable the competence level.

In our case one can notice that the learning efficiency of S1 and S2 are the same (equal to 10). We see that the incumbent greatly benefits from the new entrant:  $\pi_{S2}$  increases from 163 to 279 whereas  $\pi_{S1}$  remains very low ( $\pi_{S1} = 9$ ).  $K_{S2}$  is not better. The reason for the



performance improvement of S2 is actually the improvement of customer competence. With the new entrant S1, customers' user value raises from 23 to 48. This increase is due to the quantity of  $Q_U$  designed by S1. Interestingly enough, we can compare this simulation with another reference: we simulate a case where the incumbent would leave immediately and S1 would be alone on the market (far right on the figure below). In this case S1 has a very good growth ( $\pi_{S1}=157$ ) but the user value goes back from 48 to 22 and the overall supply side profit is 157 instead of  $279+9=288$ .

This simulation illustrates how a diversified ecology of (competing) firms better perform than one incumbent and one start up. It is interesting to note that the high profit level of S2 is finally caused by S1 which raises an interesting issue for profit sharing! This issue is actually caused by the fact that the design of U-products by S1 creates high externalities through customer learning, and S2 benefits from these externalities.



**Figure 6: Biotech and pharma, an efficient industrial dynamics based on an ecology of diversified firms.**

One can notice that the balance between incumbent and new entrant is fragile. It highly depends on the new entrant learning efficient. We give below an example with a very efficient learner ( $i_{S1}=4\%$  - instead of 40% in the previous case-, and  $\gamma_{S1}=4$  like in the previous case; learning efficient raises from 10 to 100). In this case the new entrant outperforms the incumbent (new entrant S1 = 140 ; incumbent S2 = 112).

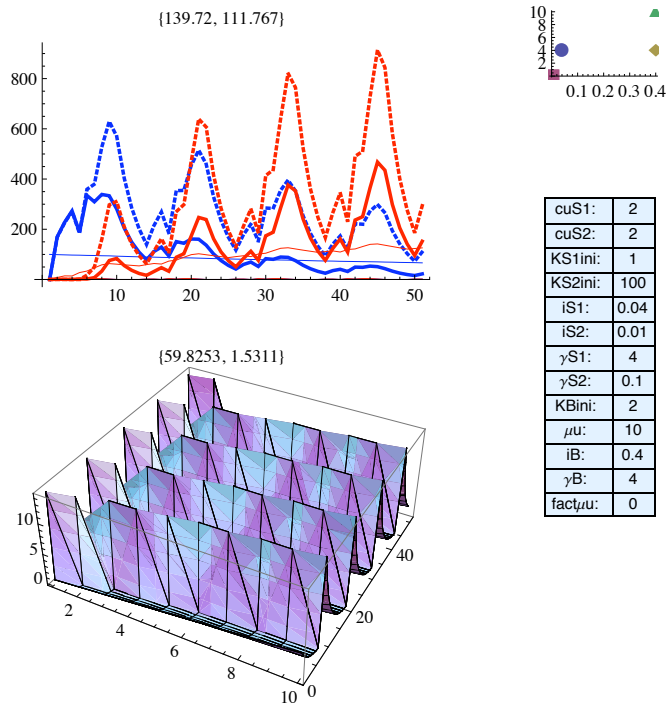


Figure 7: Biotech and pharma: when an efficient learner outperforms incumbent.

### III.A. ITRS: an efficient industrial dynamics based on an organization of collective learning from the unknown.

For ITRS we first build a reference: sellers and buyers are both in a turbulent technological environment, hence  $i_B=i_S=40\%$  and this parameter won't change during the simulation. If  $\gamma_S$  and  $\gamma_B$  are very low, no growth can happen: industrial dynamics is blocked. With a slightly higher  $\gamma$ , growth begins (see figure below, right part). Note that in this simulation, suppliers are suppliers of devices for semiconductor processes and buyers are semiconductors designers and manufacturers.

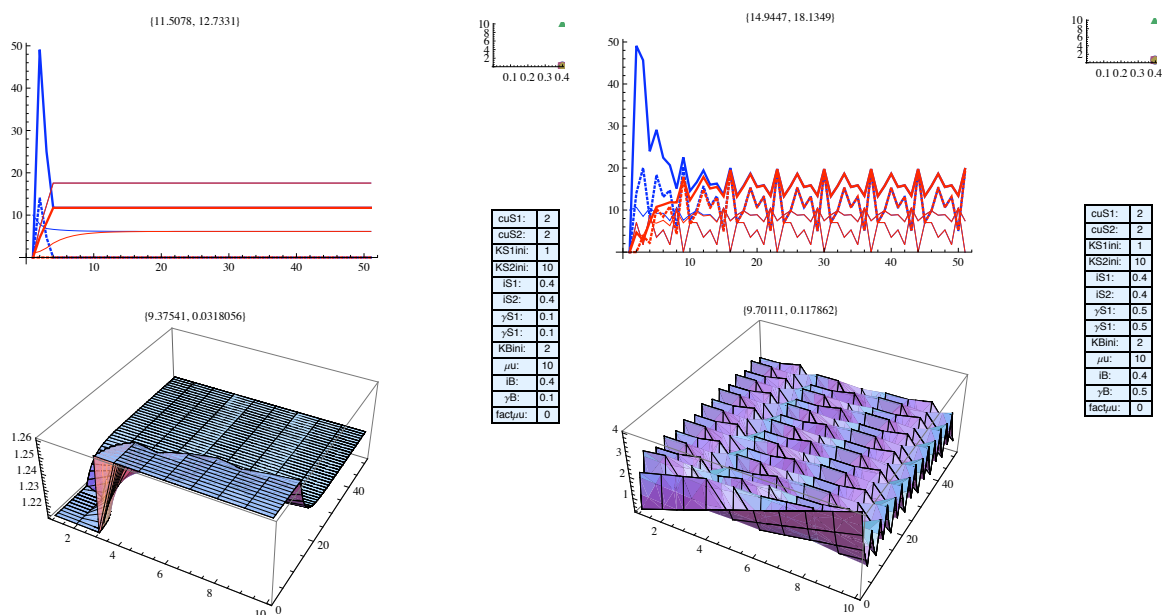
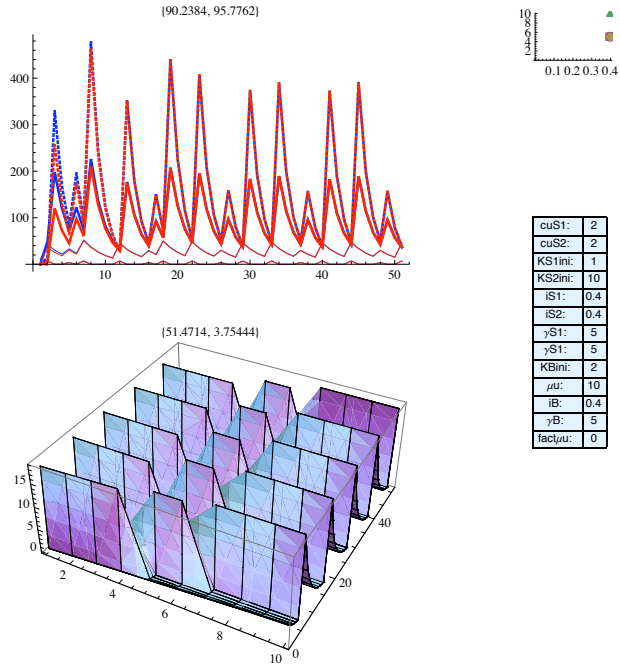


Figure 8: ITRS reference: low learning from the unknown.

We now simulate the role of ITRS: ITRS organizes knowledge sharing on the alternatives for the future, based on experiments and trials made all over the world. Hence ITRS increases the capacity to transform experiments into knowledge. We simulate ITRS as a global increase of  $\gamma$ :  $\gamma_S = \gamma_B = 4$ .

In this case profits raise from 15 to 90 for each supplier and user value raises from 10 to 51.



**Figure 9: ITRS simulation**

We also try to model alternative organizations, that are often discussed in such consortia organization. One could have expected knowledge sharing between sellers (oligopolistic organization). We simulate that process with  $\gamma_S$  high and  $\gamma_B$  low (see below). The profits fall from 90 to 28 and user value from 51 to 16. *This shift provokes an increase in  $K_S$  and in U-products.* Conversely one could have imagined a consortium of buyers (oligopsony). In this case profit fall from 90 to 41 and user value from 51 to 26. This shift provokes a decrease in  $K_S$  and an increase in U-products. Hence oligopoly and oligopsony tend to perform lower. This lower performance is related to an increase in U-products. In case of demand-side low learning, supply side “compensates” demand side low learning by an increase of knowledge production  $K_S$ . This shows that high quantity of U-products and high level of competences are not necessary a symptom of well performing sector: it can also be a symptom of poor performance in learning from the unknown.

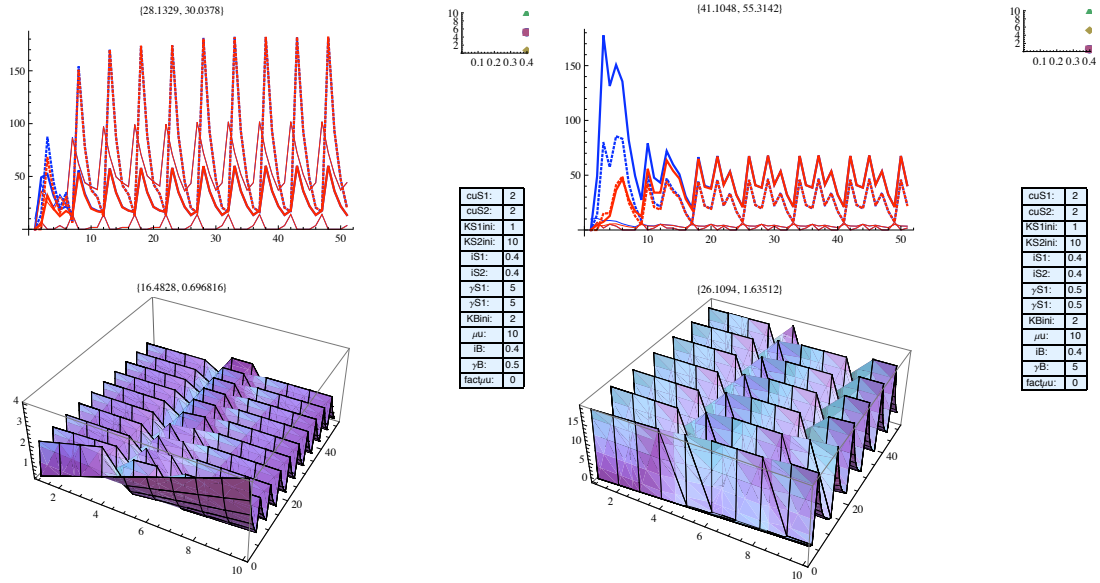


Figure 10: ITRS alternatives: oligopoly and oligopsony provoke an “over production” of knowledge and U-products.

### III.A. Orphan innovation

We simulate here suppliers with an efficient learning in a turbulent sector ( $i_S=10\%$ ,  $\gamma_S=4$ , learning efficiency = 40), with poorly efficient customers ( $i_B=10\%$ ,  $\gamma_B=0.01$ , learning efficient = 0.1). In this case the growth remain very limited ( $\pi_{S1}=\pi_{S2}=18$  and user value = 13) but we see a very important increase in  $K_S$ . Hence that lack of demand-side learning from the unknown is a critical factor: even a very efficient firm on the supply-side won't be able to launch industrial growth (see the second example below with learning efficiency = 80; we get  $\pi_{S1}=\pi_{S2}=21$  and user value = 15).

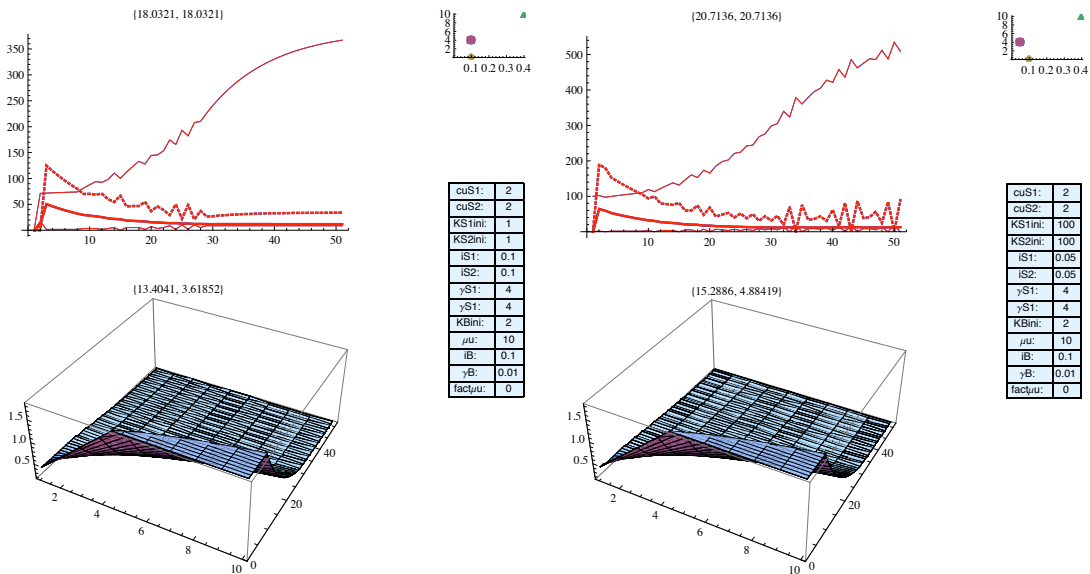
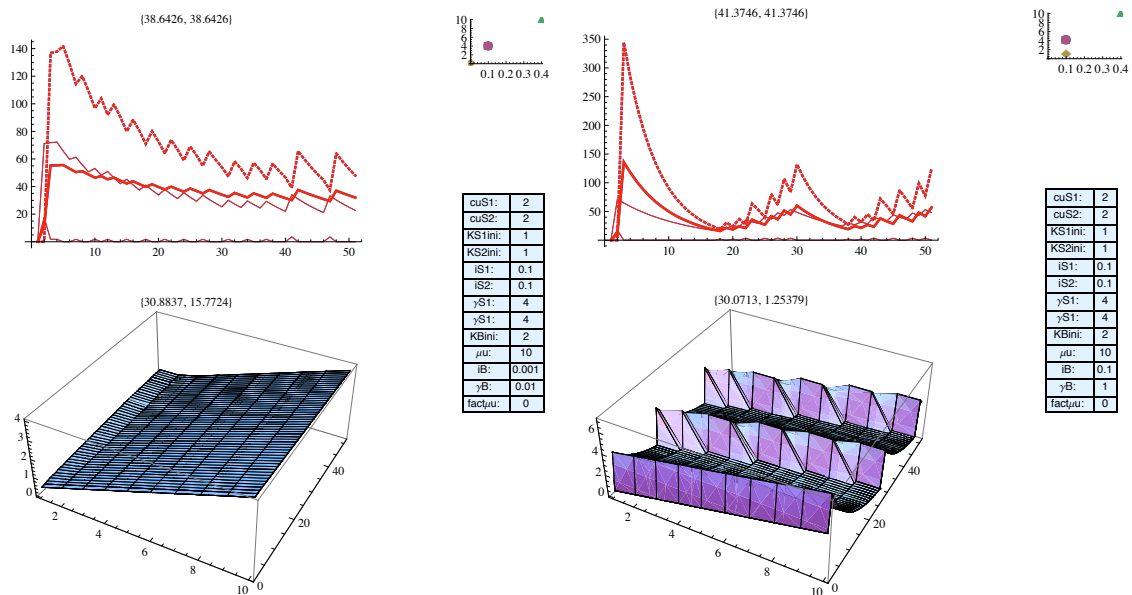


Figure 11: Orphan innovation: the effect of low learning from the unknown.

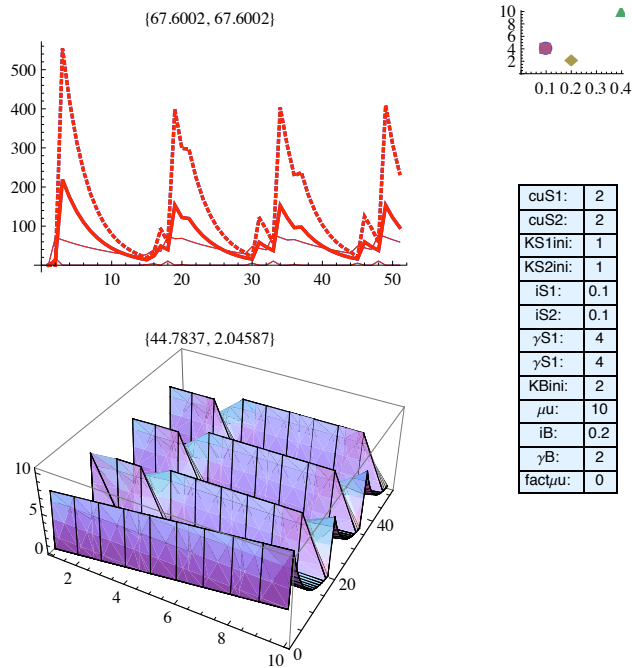
We then test two strategies to get growth in such a situation. Either support the increase in  $i_B$  (to 0,1%), by supporting the capitalization on the technology (teaching, handbook,...), without increasing  $\gamma_B$  (stay at 0.01). Or increase  $\gamma_B$  (to 1) without increasing  $i_B$  (at 10%). This second strategy consists for instance in organizing knowledge sharing on recent trials and prototypes. We keep an equal learning efficiency between both cases (10 in both cases).

It is interesting to note that resulting industrial dynamics are strongly different: in the case of “support to memorization” appears a segmentation between a vast majority of users who are satisfied with the K-products and a small minority (niche) which regularly asks for U-products. This minority provokes a regular updates of supply-side knowledge and hence K-products. Suppliers offer regularly K-products and simultaneously a small quantity of U-products. In the case of “support to learning from the unknown” appear cycles with phases where suppliers design only K-products and all customers segments are satisfied and phases where one or several segments are unsatisfied so that suppliers offer simultaneously K- and U-innovation. All market segments have the opportunity to learn from the unknown.



**Figure 12: Orphan innovation: support memorization vs support demand-side learning from the unknown.**

To a certain extent both strategies perform equally well (see figure below: support of memorization get  $\pi_{S1}=\pi_{S2}= 39$  and user value = 31; support for learning gets  $\pi_{S1}=\pi_{S2}= 41$  and user value = 30). But the growth dynamics are strongly different with a slow decrease in the first case and innovation waves and new product generation in the second. This is clear if one one increases  $\gamma_B$  to 2 while keeping the learning efficiency constant to 10 (ie  $i_B=20\%$ , ie one increases  $i_B!$ ), then we get a much higher growth, in profit ( $\pi_{S1}=\pi_{S2}= 68$ ) and in user value (=45).



**Figure 13: Orphan innovation: support to demand-side learning from the unknown can outperform support to demand-side memorization.**

## IV. Research proposals and discussion: organizing learning from the unknown as a common good supporting sectoral performance.

To analyse industrial dynamics in Schumpeterian development situations, we built a model of economic growth based on design functions. This model endogenizes learning and novelty creation, in so far as learning occurs through the design of novelty and novelty occurs when existing products are obsolete, either from seller or from buyer point of view. This model brings four main results for industrial growth that we will first present. We will then show how I can pave the way to a general model of industrial sector and to new research questions.

### IV.A. Main results of the simulations: the role of learning from the unknown in industrial growth

The main results of the model are the following:

- 1- **Revise performance (efficiency) criteria.** Growth in profit and in user-value is based on **limited and efficient novelty creation**. For given sectoral conditions (obsolescence, number of players, initial knowledge level,...) some suboptimal growth paths show *too much novelty and too much knowledge production*. There can be high knowledge production and frequent U-products design without growth and, conversely, growth through innovation with limited knowledge production and limited U-products design. This suggests to analyze knowledge-based economy and innovation-based growth as an “economy” (in the sense of economize, sparing) of knowledge and novelty, ie growth through limited novelty and knowledge production. An “optimal” growth trajectory is not related to maximal knowledge production and

U-products launches but to a “balance” between U-products and K-products, ie innovative design and rule-based design.

Note that we could favor different measures of growth but our model suggests measuring growth at the industry level by considering profits from all suppliers and user value aggregated at the demand-side level.

- 2- **Knowledge management criteria.** In our model, growth is mainly related to knowledge management criteria. In our model, knowledge “management” can take several forms: initial knowledge level, knowledge “capitalization” (slow  $i$ ) and learning from unknown products (high  $\gamma$ ). Simulations underline following features: Growth performance of an overall economy depends hardly on initial competence level (initial competence level has a strong influence only in cases of non unlearning and non-obsolescence industrial dynamics!); it depends much more on learning capacity by S and B. Moreover it depends less on “long term” memorization (capitalization) than on learning from the unknown. Learning from the unknown is of course critical in high velocity markets (like ITRS) where long term memory (or capitalization) is of course difficult. **In case of “dynamic markets”, learning from the unknown has a much stronger effect on growth than initial knowledge and “long term” memory.** This result can enrich the debate on core competences and dynamic capability of the firm: according to our model, as soon as the industrial sector is slightly changing ( $i_B$  or  $i_S$  slightly positive) suppliers and buyers should favor “dynamic capabilities” as long as these capabilities are really targeting learning from the unknown.

Moreover, low  $i_B$  can even have negative effects on the demand-side, where it is often even better to have a high  $i_B$  (see automotive or orphan innovation).

- 3- **Learning from the unknown as a common good:** Learning through the unknown depends on individual firm performance but the effort of one side has deep effects on all sides. There are strong externalities with U-type innovation, since customer learning is worth for the whole economy. Conversely profits and user value from K-products have no externalities. In particular “good” ecosystem not only depend on seller but also a) on buyer: it might be necessary to organize for increasing  $\gamma_B$  and/or to organize “low  $i_B$ ” (orphan innovation) or even high  $i_B$  (better than rule-based!)); b) on the variety of product providers (synergy between new entrant and incumbents. Note that such strategies are all the more difficult that customers can often decide to buy something different!, they are not tight to one specific type of product. Hence growth depends on population ecology or/and on customer learning capacities. This calls for a kind of management of the externalities through which firms should cope with their competitors (keep a balanced ecosystem) and firms should also cope with customer learning. Hence our proposition: **learning from the unknown appears as a common good.**

Note that this common good raises completely different issues for regulation: consortia appear less as monopolistic organization trying to control prices than organizations that should be concerned more by learning from the unknown than pricing

Consortia and standardization committee are often represented as competing organizations. In our model, two types of common good can be managed: standardization committees actually tend to decrease  $i_S$  by capitalizing on existing rules; private consortia might appear as complementary to this task: they tend to increase  $\gamma_B$  by supporting experience sharing.

- 4- **Crossing the market chiasm.** Moreover the support to learning from the unknown has the strange property to “cross the market gap”. It is not enough to increase learning only on one side (see ITRS fictitious example): in our model, the growth gap is filled when fast learners from one market side help slow learners on the other side. This occur either by an increase in U-products (supporting learning) *or* by organizing the increase of learning coefficient  $\gamma$ .

In particular one can be struck, in our model, by the fact that equally slow learning capacity ( $\gamma$ ) has much stronger capacity on demand-side than on supply-side (a sector with low  $\gamma_B$  won't fire growth, even with very good supplier, whereas a sector with low  $\gamma_S$  can fire growth with good buyers). This is technically due to the fact that knowledge increase by the seller is actually proportional to  $\gamma_{S_{i_0}} \cdot \sum_j Q_{U, S_{i_0}, B_j}$

This means that a seller learns from all his sales whereas the buyer learns only from the product he uses. This reflects an asymmetry in learning conditions that is typical of certain sectors. For instance, in car industry first tier manufacturer knows much better his own products than OEM integrator; as a consequence, in innovative situations first tiers suppliers have to educate OEM integrator on their own products (see innovation in windshields for instance). More generally this reflects movements where designers in the value chain (often quite upstream in the value chain) organize platform for learning at every level. This can open new research pathes on the logic of double sided markets: **double sided markets have often been analyzed as pricing techniques but they could appear as smart ways to organize cross-market learning.**

#### **IV.B. Toward a general model of sector as a design space.**

To conclude our model could now be reframed into a more general model of sector growth with following principles:

- 1) A sector activity could be modeled as an integrated design function  $f(K_{B_j}, K_{S_i}, Us)$ ,  $Us$  being the usages in the sector. Growth would be reflected by :
  - a.  $\delta K_{B_j}, \delta K_{S_i}$
  - b. and expansion of the algebra of usages.  $A(Us)(t)$  being the algebra generated by all existing usages at time  $t$ . At time  $t$  the designed usages are either of type  $K$  ( $K-Us(t)$ ) or of type  $U$  ( $U-Us(t)$ ) whereby  $K-Us(t) \in A(Us)(t)$  and  $U-Us(t) \notin A(Us)(t)$ .  $A(Us(t+1))$  is the algebra generated by  $A(t) \cup \{U-Us(t)\}$ .
- 2) A sector structure appears as a division of design work and learning and hence a division of the design function. In this division products play the role of coordinating design functions. In this formalism our model can be written as:

$$f(K_S, K_B, A(Us)) = \sum_j f_{B_j}(P(K_{S_i, i=1...n}), K_{B_j}, A(Us)) \text{ where } P \text{ is one result of the}$$

supply-side design function  $f_{S_i}(K_{S_i}, P(K_{B_j}, A(Us)))$ . A product  $P$  is characterized by its type ( $U$  or  $K$ ), its market price and the quantities sold/bought between each actors  $Q_{U/K, S_i, B_j}$ .

This formula underlines several interesting phenomena:

- a. From demand-side,  $P$  induces  $U-Us$  or  $K-Us$ . This means that there is a  **$A(P)$  algebra which is isomorphic to  $Us$ -algebra**. At  $A(Us)$  corresponds  $A(P)$ , with the same rules of expansions as mentioned above.
- b.  $A(P)$  appears as a knowledge shared at the industry level: each  $U$ -Products in any segments, proposed by any supplier, is reintegrated in the algebra. This is



certainly a very strong hypothesis but it underlines how  $A(P)$  (and  $A(U_s)$ ) are actually a very critical feature of a sector. **This  $A(P)$  represents the “identity” of products on a given sector.** U-products change the identity of products; K-products follow the identity.

- c. From the sector design function to the buyer design function, one substitute  $K_{Si}$  with  $P$ : this means that  $P$  replaces the competences of the seller so that it enables the buyer to design usages without requiring all seller-competences. Hence in this model **a product  $P$  is a design tool for users.**
  - d. Conversely on the supply-side,  $P$  replaces  $K_{Bj}$ :  $P$  transmits to the seller an aggregate of buyers knowledge. Hence in our model, **a product  $P$  appears as a learning tool for designers.**
  - e. The market relationship leads to specific prices and quantities. In our case we choose a market clearing approach, which reflects the fact that prices are “negotiated” between suppliers and sellers. This hypothesis is more adapted to B2B situations. We could have chosen a “fixed price” alternative where  $p_U$  and  $p_K$  are constant over time. This hypothesis would be more adapted to B2C situations.
- 3) A sector dynamic will be linked to each actor capacity to launch/buy K or U products on the market. In our model, this is linked to a utility level and cost level directly linked to  $K_{Bj}$  and  $K_{Si}$ .

Hence a sector appears as a **design space**, characterized by

- 1) the identity of products (isomorphic to an algebra of usages),
- 2) knowledge sources ( $K_{Bj}$ ,  $K_{Si}$ ) and
- 3) individual actions (K- or U-launch, K- and U-purchase) coordinated through products (design tools/learning tools) exchanged on a certain market.

#### **IV.C. Further research**

The U-K model sheds new light on all forms of organizations, processes and methods that support learning from the unknown, at the firm level, at consumer level, but also at the level of all actors that are not in the model (prescribers, public research labs, universities, clusters...).

Even if the model remains very far from “real companies”, it could suggest new analytical and management dimensions. For instance it could be possible to find today proxies for  $K_S$  (patents, publications,...) or even for  $i_s$  (what is the life time of design rules, ie what is the age of technical platform, of instruments, of product families,...). Proxies for  $\gamma_s$  are less self-evident. What could be the indicators to evaluate the capacity of a firm to transform “unknown products” like prototypes, demonstrators, radical innovation,... into knowledge useful for new product development?

A third direction of research concerns the modeling of unknowness. In the simulation model, U-product represent a very simplified proxy of the unknown. More complex algebra should be analyzed. Each economic agent could be represented as capable of expanding a part of the algebra. With more refined algebra it could then become possible to analyze ecosystem dynamics as the expansions of distributed algebras.

## APPENDIX: MARKET CLEARING WITH NASH EQUILIBRIA

---

We tested actually two ways to clear the market: either a fixed price model:  $p_U$  and  $p_K$  are fixed over time and don't change whatever customer demand and supply offer. This model apparently very radical might be assimilated to a B2C situation where retailers would stabilize market prices.

In this paper we adopt a second approach with a more classical market clearing based on Nash equilibria. This pricing regime posits that firms are fully informed regarding customers' response to pricing decisions and that the firm can, given their product's performance and production cost, determine price point that will yield them the greatest profit.

In this second case the pricing procedure is as follows : for each market segment we have a customer demand and an offer by one or two suppliers, there is only one type of product for each market segment for each time-period ; the customer optimizes his budget for the following time-period  $t$ , this budget gives two demand curves, one for U-products and one for K-products; based on this demand equations suppliers optimize profit and hence fix product type, quantity and price.

### 1- Customer's budget – demand equation

User value maximization brings the following equation for U and K products:

$$Q_U = \left( \frac{\alpha \mu_U}{P_U} \right)^{1/1-\alpha} \quad \text{and} \quad Q_K = \left( \frac{\alpha \mu_K}{P_K} \right)^{1/1-\alpha}$$

### 2- Suppliers' profit maximization for U (resp. K) products

For each product type a supplier maximizes its profit:

$$\pi_i = (p - c_i) Q_i$$

$$\frac{\partial \pi_i}{\partial Q_i} = -(1 - \alpha) \frac{p}{Q} \quad \text{with} \quad Q = \sum_{i=1,2} Q_i$$

$$Q_i = \left( 1 - \frac{c_i}{p} \right) \frac{Q}{1 - \alpha}$$

If  $c_1 < p$  and  $c_2 < p$  we get: 
$$p = \frac{c_1 + c_2}{1 + \alpha}$$

If one of the suppliers,  $S_i$ , has  $c_i > p$  then 
$$p = \frac{c_j}{\alpha}$$
 (which means that  $c_i > c_j/\alpha$ ).

### 3- U or K products

We get a market optima for U-type products and another market optima for K-type products. Maximization on supply-side or demand-side leads to the same inequality to choose between U- or K-type products:

$$\frac{P_U}{P_K} = \left( \frac{\mu_U}{\mu_K} \right)^{1/\alpha}$$

This system of inequalities and equalities builds an isomorphism between each 6-uplet  $(c_{K1}, c_{K2}, c_{U1}, c_{U2}, \mu_K, \mu_U)$  and  $(p_U, p_K, Q_{U1}, Q_{U2}, Q_{K1}, Q_{K2})$ .

## References

- [1] Franco Malerba, "Innovation, industrial dynamics, and industry evolution: progress and the research agenda," *Revue de l'OFCE* Special Issue June 2006 (2006): 21-46.
- [2] Joseph A. Schumpeter, "Development," *Journal of Economic Literature* XLIII, no. March 2005 (1932 [2005]): 108-120.
- [3] Markus C. Becker, Thorbjorn Knudsen, and James G. March, "Schumpeter, Winter, and the sources of novelty," *Industrial and Corporate Change* 15, no. 2 (2006): 353-371.
- [4] Maria-Isabel Encinar and Felix-Fernando Munoz, "On novelty and economics: Schumpeter's paradox," *Journal of Evolutionary Economics* 16 (2006): 255-277.
- [5] Armand Hatchuel and Pascal Le Masson, "Growth of the firm by repeated innovation: towards a new microeconomics based on design functions," in *11th International Schumpeter Society* (Nice-Sophia-Antipolis, France: 2006), 18.
- [6] Richard N. Langlois, "Knowledge, consumption and endogenous growth," *Journal of Evolutionary Economics* 11 (2001): 77-93.
- [7] Barry Jaruselski, Kevin Dehoff, and Rakesh Bordia, "The Booz Allen Hamilton Global Innovation 1000: Money Isn't Everything," *Strategy and Business* Winter 2005, no. 41 (2005): 15.
- [8] Jacques Mairesse and Mohamed Sassenou, "Recherche-développement et productivité : un panorama des études économétriques sur données d'entreprises," in *L'évaluation économique de la recherche et du changement technique*, ed. Jacques deBandt and Dominique Foray (Paris: Les éditions du CNRS, 1991), 61-96.
- [9] Wesley M. Cohen and Steven Klepper, "A Reprise of Size and R&D," *The Economic Journal* 106, no. July (1996): 925-951.
- [10] Roberto M. Samaniego, "R&D and Growth: the missing link? ," *Macroeconomic Dynamic* 11, no. 5 (2007): 691-714.
- [11] Fulvio Castellacci, "Technological regimes and sectoral differences in productivity growth," *Industrial and Corporate Change* 16, no. 6 (2007): 1105-1145.
- [12] Andrew Van de Ven and others, *The Innovation Journey* (New-York, Oxford: Oxford University Press, 1999).
- [13] Armand Hatchuel, Pascal Le Masson, and Benoit Weil, "The Development of Science-Based Products: Managing by Design Spaces," *Creativity and Innovation Management* 14, no. 4 (2005): 345-354.
- [14] Kathleen Eisenhardt and Behnam Tabrizi, "Accelerating Adaptative Processes: Product Innovation in the Global Computer Industry," *Administrative Science Quarterly* 40 (1995): 84-110.
- [15] Modesto A. Maidique and Billie Jo Zirger, "The new product learning cycle," *Research Policy* 14 (1985): 299-313.
- [16] Wesley M. Cohen and Daniel A. Levinthal, "Innovation and Learning: The Two Faces of R & D," *the Economic Journal* 99, no. 397 (1989): 569-596.
- [17] Wesley M. Cohen and Daniel A. Levinthal, "Absorptive Capacity: A New Perspective on Learning and Innovation," *Administrative Science Quarterly* 35 (1990) (1990): 128-152.
- [18] Peter J. Lane, Balaji R. Koka, and Seemantini Pathak, "The reification of absorptive capacity: a critical review and rejuvenation of the construct," *Academy of Management Review* 31, no. 4 (2006): 833-863.

- [19] Yacine Felk and others, "Absorptive or desorptive capacity? Managing advanced R&D in semi-conductors for radical innovation," in *International Product Development Management Conference* (Enschede, the Netherlands: 2009).
- [20] Pascal Le Masson and others, "Conceptual absorptive capacity: leveraging external knowledge for radical innovation," in *European Academy of Management* (Rome: 2010), 44.
- [21] Frans A. J. Van Den Bosch, Henk W. Volberda, and Michiel De Boer, "Coevolution of Firm Absorptive Capacity and Knowledge Environment: Organizational Forms and Combinative Capabilities," *Organization Science* 10, no. 5 (1999): 551-568.
- [22] Ulrich Witt, "Learning to consume - A theory of wants and the growth of demand," *Journal of Evolutionary Economics* 11 (2001): 23-36.
- [23] Pier Paolo Saviotti, "Variety, growth and demand," *Journal of Evolutionary Economics* 11, no. 1 (2001): 119-142.
- [24] N. Georgescu-Roegen, "Choice, expectations and measurability," *Quarterly Journal of Economics* 68 (1954): 503-534.
- [25] Nathan Rosenberg, *Inside the black box: technology and economics* (Cambridge: Cambridge University Press, 1982).
- [26] P. Aghion and P. Howitt, "A Model of Growth Through Creative Destruction," *Econometrica* 60 (2) (1992): 323-351.
- [27] Philippe Aghion and Peter Howitt, *Endogenous Growth Theory* (Cambridge, Massachusetts: The MIT Press, 1998).
- [28] Philippe Aghion and Peter Howitt, "Joseph Schumpeter Lecture: Appropriate Growth Policy: A Unifying Framework," *Journal of European Economic Association* 4, no. 2-3 (2006): 269-314.
- [29] Charles I. Jones, "R&D-Based Models of Economic Growth," *Journal of Political Economy* 103, no. 4 (1995): 759-784.
- [30] Charles I. Jones, "Time Series Tests of Endogenous Growth Models," *Quarterly Journal of Economics* May 1995 (1995): 495-525.
- [31] William J. Abernathy and James Utterback, "Patterns of Industrial Innovation," *Technology Review* 2 (1978): pp. 40-47.
- [32] Steven Klepper, "Industry Life Cycles," *Industrial and Corporate Change* 6, no. 1 (1997): 119-143.
- [33] Steven Klepper, "Entry, Exit, Growth, and Innovation over the Product Life Cycle," *American Economic Review* 86 (1996): 562-583.
- [34] Ron Adner and Daniel A. Levinthal, "Demand Heterogeneity and Technology Evolution: Implications for Product and Process Innovation," *Management Science* 47, no. 5 (2001): 611-628.
- [35] Ron Adner and Peter Zemsky, "Disruptive Technologies and the Emergence of Competition," *The RAND Journal of Economics* 36, no. 2 (2005): 229-254.
- [36] Ron Adner, "When Are Technologies Disruptive? A Demand-Based View of the Emergence of Competition," *Strategic Management Journal* 23, no. 8 (2002): 667-688.
- [37] Jackie Krafft, "Vertical structure of the industry and competition: an analysis of the evolution of the info-communications industry.," *Telecommunications Policy* 27, no. 8/9 (2003): 625-649.
- [38] Thomas Grebel, Jackie Krafft, and Pier Paolo Saviotti, "On the life cycle of knowledge intensive sectors," *Revue de l'OFCE Special Issue June 2006* (2006): 63-85.
- [39] Nikolaus Franke and Sonali Shah, "How communities support innovative activities: an exploration of assistance and sharing among end-users," *Research Policy* 31 (2002): 1-22.
- [40] Blanche Segrestin, "Partnering to explore: the Renault-Nissan Alliance as a forerunner of new cooperative patterns," *Research Policy* 34 (2005): 657-672.

- [41] Annabelle Gawer and Rebecca Henderson, "Platform Owner Entry and Innovation in Complementary Markets: Evidence from Intel," *Journal of Economics & Management Strategy* 16, no. 1 (2007): 1-34.
- [42] Robin Cowan, Nicolas Jonard, and Muge Özman, "Knowledge Dynamics in a Network Industry," *Technological Forecasting and Social Change* 71, no. 5 (2004): 469-484.
- [43] Joseph A. Schumpeter, *Business Cycles: A Theoretical, Historical and Statistical Analysis of the Capitalist Process*, first abridged edition 1964, first edition 1939 ed. (McGraw Hill, 1964).
- [44] Armand Hatchuel, "Towards Design Theory and expandable rationality: the unfinished program of Herbert Simon," *Journal of Management and Governance* 5, no. 3-4 (2002): 260-273.
- [45] Alfred Marshall, *Principles of Economics*, 8th ed. (Basingstoke, Hampshire: The MacMillan Press Ltd, 1920).
- [46] Sophie Hooge, "R&D en rupture et conception réglée : Organisation, pilotage et modèle d'adhésion" (MINES ParisTech, 2010).
- [47] Eric Ballot, Blanche Segrestin, and Benoît Weil, "Innovation et variété : comment sortir de l'embaras du choix ? Leçons du cas de l'automobile," *Décision Marketing* 48, no. Octobre-Décembre (2007): 59-63.
- [48] Maria Elmquist and Blanche Segrestin, "Towards a new logic for Front End Management: from drug discovery to drug design in pharmaceutical R&D," *Journal of Creativity and Innovation Management* 16, no. 2 (2007): 106-120.
- [49] ITRS, "International Technology Roadmap for Semiconductors edition 2007," (2007).
- [50] Rebecca M. Henderson and Kim B. Clark, "Architectural Innovation : The Reconfiguration of Existing Product Technologies and the Failure of Established Firms," *Administrative Science Quarterly* 35 (1990) (1990): 9-30.
- [51] Robert R. Schaller, "Technological Innovation in the Semiconductor Industry: A Case Study of the International Roadmap for Semiconductors (ITRS)" (George Mason University, 2004).
- [52] Benoit Weil, "Conception collective, coordination et savoirs, les rationalisations de la conception automobile" (Thèse de doctorat en Ingénierie et Gestion, Ecole Nationale Supérieure des Mines de Paris, 1999).