

Reliability in future electricity mixes: the question of distributed and renewables sources

Mathilde Drouineau¹ Nadia Maïzi¹ Edi Assoumou¹
Vincent Mazauric^{1,2}

¹Mines Paristech, Center for Applied Mathematics (France)

²Schneider Electric, Corporate Research Division (France)

10th IAEE European Conference (Vienna, 2009)



Supported by the Chair Modeling for Sustainable Development.

Context: *Renewable and Distributed Energy Sources*

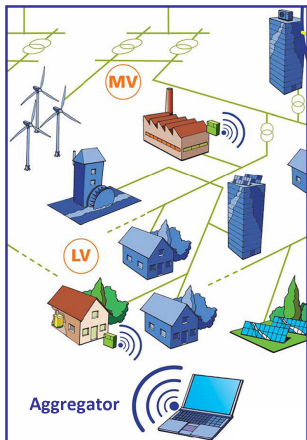


Figure: Smartgrid concept.
Source: EU-DEEP Project.

Pushed by

- the need for **carbon emission abatement**, and
- the expected **depletion of fossil fuels**,

Electricity generation is entering a period of significant change:

- in the **generation share**, with the integration of more **Renewable Energy Sources**;
- in the **architecture of power systems**, with the development of **Distributed Power Units**.

To what extent these trends can be followed ?



Figure: Europe from orbit during the Italian blackout (Sept. 28th, 2003).

Source: French TSO.

- ① Recently, **highly optimistic scenarios** have promoted these trends.
- ② But their **quality of power supply** is not assessed.

Energy modelers must take reliability issues into account to build **plausible long-term options.**

Outline

- 1 Reliability and Long-Term planning tools
- 2 Method
- 3 Results: the "reliability indicators"
- 4 Discussion

Reliability requirements: *in the generation planning tools*

In monopolies:

- Production cost efficiency was driven by **bigger plant sizes**.
- Centralized decision-making encouraged **over-sizing investments**, preventing from the reliability issues.
- Reliability was dealt with:
 - Loss of Load Probability (LOLP)
 - Expected Unserved Energy (EUE)

In competitive markets:

- Smaller installations are **economically justified**.
- Competition has become possible among power producers.
- **Less attention is paid to investments in generation, threatening the reliability of power supply.**

Reliability requirements: *subjacent technical issues*

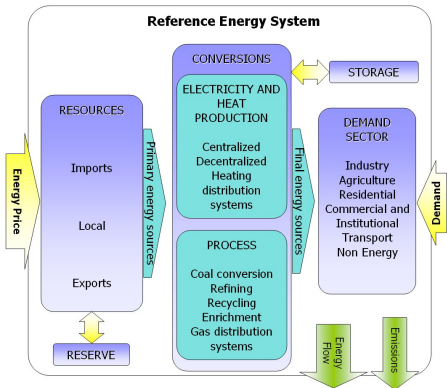
Electricity must comply with **real-time adequacy**:

- 1 **Energy flows** Adequacy in terms of **energy exchanges**.
- 2 **Power capacities** **Dimensionning** for the highest demand period.
- 3 **Ancillary services** Services to maintain **reliable operations** of the interconnected transmission system.

Key features of the ancillary services:

- i.e. the capability to handle load fluctuations.
- Involved in power systems regulation.
- Currently assessed with transient studies.
- **Time scale: few seconds to few hours.**

Long-term planning tools: *the MARKAL/Times models*



● Inputs:

- Exogeneous demand;
- Available technologies;
- Energy prices.

● Outputs:

- Optimal technologies;
- Optimal timing of investment;
- Global cost;
- Emissions.

- MARKAL/Times are **technological** models driven by demand.
- Their objective function is the **minimization** of the global and discounted cost of the energy system.

Subsequent bias for future electricity systems

When ignoring the reliability requirements, the forecasted electricity systems may:

- ① have a **poor quality of power supply**;
- ② be **economically sub-optimal**, regarding the cost of:
 - the **additional investments** in back-up reserve (no over-sizing),
 - the level of **losses**.

Electricity losses: description

We can define two kinds of Electrical Losses:

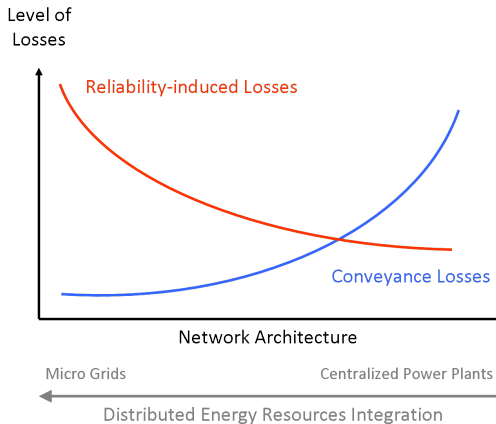
The conveyance losses

- Occuring during **power transmission**;
- Depending on:
 - the **spatial distribution** of power plants and loads,
 - the **network architecture**,
 - the load profile;
- Can be assessed from a steady-state analysis.

The reliability-induced losses

- Required to handle the **dynamic management** (frequency and voltage controls);
- Depending on:
 - the level of reliability,
 - the **dynamic properties** of capacities,
 - i.e. **the generation share**,
 - the load profile.

Electricity Losses: duality



- **Conveyance** losses decrease when capacities are **close to the loads**, encouraging the development of **distributed units**.
- Usually the only kind of losses considered in power planning.
- Conversely, **reliability -induced** losses decrease with **centralized units**.

Figure: Qualitative level of losses versus network architecture.

The burden of electricity losses

Cost of losses in France in 2006:

- 487 M€ in the transmission network;
- 837 M€ in the distribution networks.

Power Plants	Operating costs (\$/kW in 2015)	Electricity losses (€/kW in 2006)
Supercritical coal-fired	40	12
Gas-fired CCGT	15	"
Nuclear	108	"
Wind onshore	40	"
Wind offshore	90	"
Solar PV	23	"

Table: Forecasted operating costs for different power plants in Europe in 2015 (Source: OECD/IEA, 2008), and the cost of losses for the French electricity industry in 2006.

Frequency control and power variations

Reliability relies on the dynamic management of power systems.

Frequency control

- 1 Maintaining an **equilibrium** with the power consumed/provided.
- 2 Disturbances in this balance cause a **deviation of the frequency**, related to the **kinetic energy** of the rotating generating units.
- 3 A **primary control** re-establishes the balance, changing the frequency.
- 4 The **secondary control** restore the frequency and the contractual power exchanges.

Voltage control and reactive power management

Voltage control

- 1 Voltage levels are maintained **locally by reactive power**.
- 2 Generators, loads, lines, transformers are **reactive power consumers and producers**, depending on their operational state.
- 3 A **primary control** adjusts reactive power by voltage regulators of generating units.
- 4 Other controls rely on **reactive compensation equipment**.

Using a Thermodynamic Framework

Motivations:

- 1 We seek for a **global approach** to describe power systems:
 - to avoid *time-consuming* methods relying on Kirchhoff laws,
 - to exhibit the main drivers of losses.
- 2 This approach provides **accurate results**, to describe electromagnetism, especially finding the Faraday's law.
- 3 It shows that electricity can achieve the **best power transactions**.

▶ View the thermodynamic system

One-Loop Grid: *power systems with a global description*

Using the **Thermodynamic Framework**, the description of a power system is reduced to its **upper scale**. It provides the **One-loop Equivalent Circuit**:

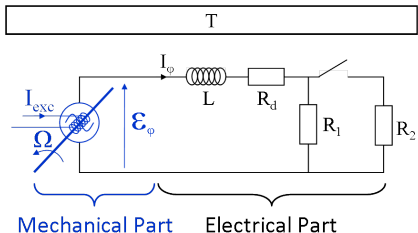


Figure: The One-loop Grid, a circuit equivalent for power systems. One-phase φ representation.

Mechanical equation:

$$\frac{d}{dt} \left(\frac{J\Omega(t)^2}{2} \right) = P_{\text{Gene}} - \sum_{\varphi} \epsilon_{\varphi}(t) I_{\varphi}(t) \quad (1)$$

Electrical equation:

$$\epsilon_{\varphi}(t) = L \frac{dI_{\varphi}(t)}{dt} + (R_d + R_1) I_{\varphi}(t) \quad (2)$$

Frequency and voltage variations

- 1 It provides frequency and voltage deviations **after an imbalance**.
- 2 We can state an **Optimisation Problem** as follow:

The **best power transaction** is achieved for:

$$\min \left(\underbrace{R_d I_\varphi^2(t)}_{\text{Power Transmission}} + \underbrace{\frac{d}{dt} \left(\frac{LI_\varphi^2(t)}{2} + \frac{J\Omega(t)^2}{2} \right)}_{\text{Dynamic Management}} \right) \quad (3)$$

which is related to the **conveyance losses** (power transmission) and the **reliability-induced losses** (dynamic management).

- **However**, frequency and voltage variations are bound by **stability limits, shaping the feasible space for reliable electricity mixes**.

Key parameters in frequency deviations

- The **relaxation time constant** $\tau_{\text{mech}} = \frac{J\Omega_0^2}{P_{\text{mech}}}$.
- The **kinetic energy stored**, $\frac{1}{2}J\Omega_0^2$, explicitly depending on J.

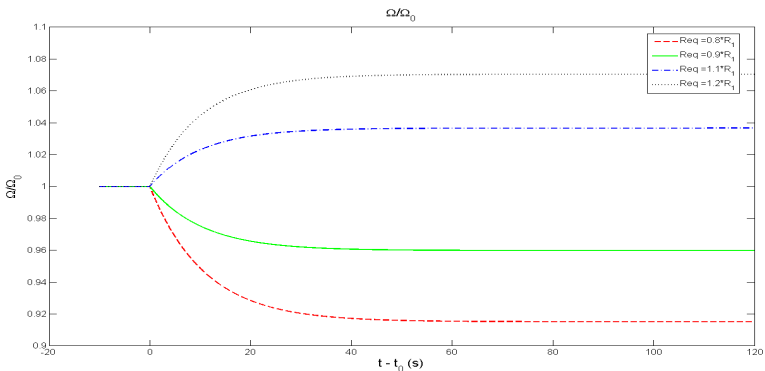


Figure: Frequency variations for different amplitudes of the load fluctuation.

Mechanical inertia of the system

- J is the constant of inertia of the whole production system.
- Frequency variations are bound by stability and contractual limits.
- Variation margins are ± 0.5 Hz, around 30s.

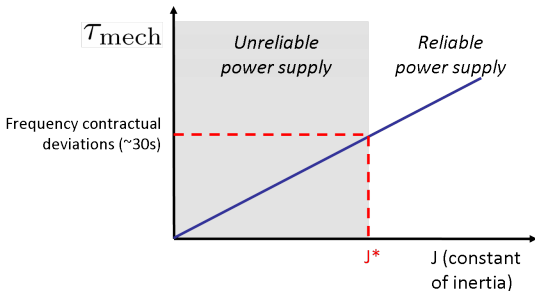
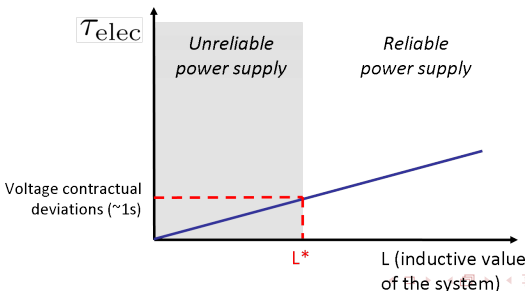


Figure: J^* may define a limit between reliable and unreliable power supply.

Inductive properties of the system

- Voltage deviations:
 - The **relaxation time constant** is $\tau_{\text{elec}} = \frac{L}{R_1}$.
 - The **magnetic energy storage** is more complex to model.
- **L lumps the inductive properties of the generation and transmission means.**
- Voltage variations are also bound:
 - Variation margins are $\pm 5\%$ and adjustment time is around a second.



Synchronism and power angle of the machines

- Synchronism is also an important issue for power system stability;
- Related to the **power angle δ** in the generators:
 - The power angle is a physical measure in the machines.
 - The power provided to the system depends on δ .
 - Variations margins are $-90^\circ \leq \delta \leq +90^\circ$.
- Otherwise, **generators loose synchronism and disconnect.**

The case of Distributed Power Units

- Microgrids and smartgrids are alternatives to centralized and conventional power plants.
- Power systems tend to be **smaller and weakly interconnected**.

Three main causes of dissatisfaction:

- The **energy stored decreases**, requesting investments in back-up units.
- τ_{mech} and τ_{elec} must stay high enough, and respectively **the properties J and L of power systems**.
- It is harder to benefit from the dispersion of energy sources.

Reliability requirements must be provided **locally (on-site)** in dispersed architecture.

The case of Renewable Energy Sources

- With Renewable Energy Sources, **dynamic management is not as efficient as with conventional power plants.**

Generating unit	H(s)
Thermal unit (a) 3600 r/min (2-pole) (b) 1800 r/min (4-pole)	2.5 to 6 4 to 10
Hydraulic unit	2.0 to 4.0
Wind unit	3
Tidal energy unit	0.9

Table: Inertia constant (H) values for conventional and renewable power plants issued from. $H = \frac{\tau_{mech}}{2}$.

Renewable energy sources tend to lower the reliability of power supply.

Conclusive remarks

- 1 **Reliability requirements are crucial** when designing future electricity mixes. They induce:
 - **extra-losses** on the network ;
 - **additional investments** in capacities.
- 2 Reliability can be assessed through "**reliability indicators**", relying on **objective** features of power systems.
- 3 Ultimately, **integrating distributed and renewable energy sources** tends to lower reliability of power supply and **should be done carefully**.

Perspectives

- We consider **linking** this method with the **MARKAL/Times** models.
- **Small island grids** with few interconnecions may be the first case study.

Conclusive remarks

- 1 **Reliability requirements are crucial** when designing future electricity mixes. They induce:
 - **extra-losses** on the network ;
 - **additional investments** in capacities.
- 2 Reliability can be assessed through "**reliability indicators**", relying on **objective** features of power systems.
- 3 Ultimately, **integrating distributed and renewable energy sources** tends to lower reliability of power supply and **should be done carefully**.

Perspectives

- We consider **linking** this method with the **MARKAL/Times** models.
- **Small island grids** with few interconnexions may be the first case study.

Annex: *the thermodynamic system*

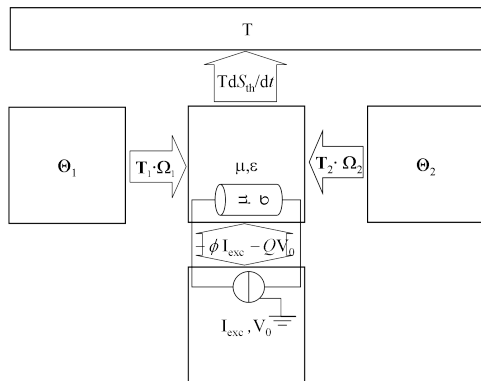


Figure: Chart of the energy exchanges between the subsystems.

- The electromagnetic field is the studied system. It is seen as a **power conveyor**.
- Generators Θ_1 exchange work with motors Θ_2 through the field.
- T is the thermostat.
- I_{exc} is the current exciting the field and V_0 the earth voltage.
- $(\Phi I_{exc} - QV_0)$ is the **coupling energy** between the field and the machines.